



TSX-V
MOX

Corporate Update

July 2022

Disclaimer

The information in this presentation is provided as of July, 2022, for information purposes only, and may constitute "forward-looking information" as defined under applicable securities laws. All statements in this presentation other than statements of historical fact, including those that address future royalty payments, expected working capital requirements, future purchases under Morien's Normal Course Issuer Bid, future potential dividend payments, exploration and evaluation activities, and events or developments Morien expects, are forward-looking statements.

These statements reflect Morien's current expectations of future revenues and business prospects and opportunities and are based on information currently available to Morien. Morien cautions that actual performance will be affected by several factors, many of which are beyond its control, and that future events, performance and results may vary substantially from what Morien currently foresees. Factors that could cause actual results to differ materially from those in forward-looking statements include market prices, evaluation and development results, continued availability of capital and financing and general economic, market or business conditions. The risk factors identified above are not intended to represent a complete list of the factors which could affect Morien.

Certain other information contained in this Presentation has been prepared by third-party sources, which information has not been independently audited or verified by Morien. No representation or warranty, express or implied, is made by Morien as to the accuracy or completeness of the information contained in this Presentation and nothing contained in this Presentation is, or shall be relied upon as, a promise or representation by Morien.

See Forward-Looking Statements provided in the Appendix of this presentation for more complete disclosure.



Morien: A Mining Royalty Company With Three Pillars



Donkin Coal Mine Royalty

- 2% to 4% royalty
- >C\$250 mln spent on mine development since 2015
- Operator exploring restart of operation after two-years on care & maintenance



Black Point Aggregate Project Royalty

- Per-tonne royalty (undisclosed)
- Permitted and awaiting development decision
- Morien receiving advanced royalty payments (\$100k/yr)



Capital Allocation Strategy

- Strong cash position with low overhead costs
- No debt
- Active normal course issuer bid program

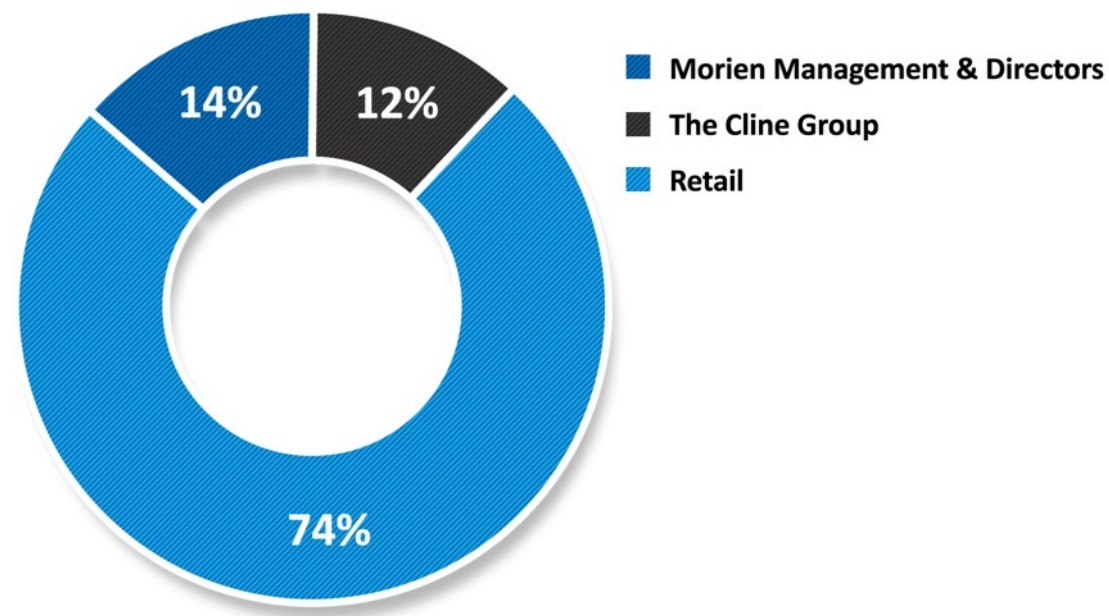


Corporate Snapshot (as of 01/06/22)

Capital Structure

Basic shares outstanding	50.5 mln
Share price	\$0.50/share
Market capitalization	\$25 mln
Options	4.2 mln
Warrants	nil
Fully diluted shares outstanding	54.8 mln
Working capital	\$2.1 mln
Debt	nil

Ownership Summary



Morien's Board of Directors and Senior Executive



John P. A. Budreski

Executive Chairman

- 30+ years extensive capital markets and executive management experience
- Former Head of Investment Banking for Scotia Capital. Formerly Vice Chairman of Cormark Securities Inc. and prior to that, President and CEO of Orion Securities Inc.
- Director of EnWave Corporation, Sandstorm Gold and NuLegacy Gold



Dawson C. Brisco

Director, President & CEO

- Professional Geologist with 20+ years corporate development and mining industry experience primarily in the bulk commodity and energy sectors
- Prior to joining the Corporation, Mr. Brisco managed an exploration alliance with Xstrata Coal in Asia from 2005 to 2010
- Director of the Mining Association of Nova Scotia



John P. Byrne

Director

- 30+ years investment banking and corporate finance experience
- President of Petroleum Corporation of Canada Exploration Ltd., which helped finance Enerplus Energy Services Ltd. for which Mr. Byrne served as its Vice Chairman
- Director of Erdene Resource Development and former senior executive with Levesque Beaubien Geoffrion (now NBF)



Charles G. Pitcher

Director

- Mining engineer with 40+ years experience in operations, engineering, and mining project development
- Former President of Wilson Creek Coal in Pennsylvania, and former President & CEO of Western Canadian Coal, a steelmaking coal producer, where he led the acquisition, development and startup of major coal projects in western Canada



Mary C. Ritchie

Director

- 30+ years experience in the public & private sectors and a member of CPA Canada
- Director of Nuvo Pharmaceuticals and EnWave Corporation
- Former Director of the Canada Pension Plan Investment Board, Alaris Equity Partners Income Trust and past member of the RBC Global Asset Management's independent oversight committee



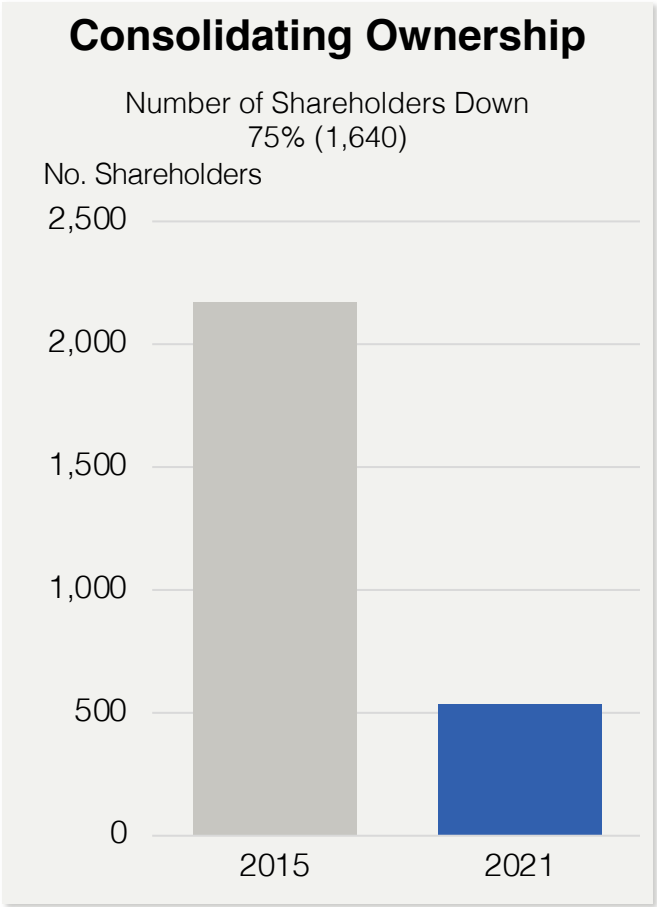
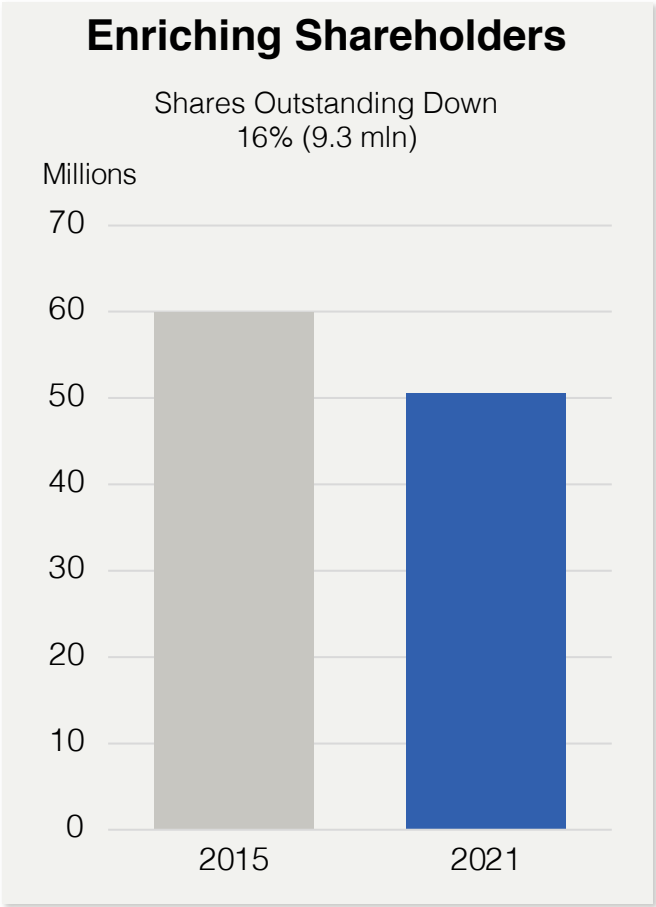
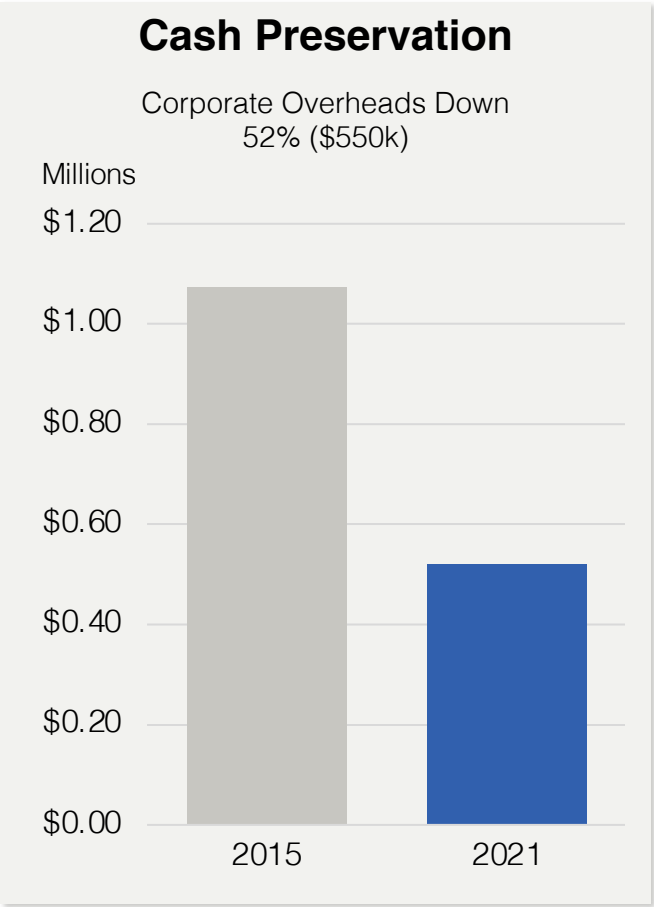
Susanne H. Willett

Chief Financial Officer

- Qualified CPA, CA, who previously worked for the New Brunswick Power group of companies as Business Unit CFO, Director of Financial Planning and Treasury, and Controller, where she directed business planning, regulatory compliance, management and financial reporting
- Ms. Willett also serves as CFO for Namibia Critical Metals Inc.



Morien's Continuous Improvement Strategy



A Bulk Commodity Royalty Company



Donkin Mine
Production Royalty with The Cline Group



Black Point Project
Production Royalty with Vulcan Materials



Donkin Mine

Donkin Mine Snapshot

The Cline Group

> CAD \$250 mln¹

484 mln tonnes¹

20+ years¹

3.0 mln tonnes²

Product mix¹

30 kilometres

2% to 4%

Owner / Operator

Cline's approximate investment into Donkin since 2015

Coal resource

Mine life

Annual saleable tonnage (permitted for 3.6 mln tonnes run-of-mine)

"Swing coal"; can sell into steelmaking or thermal coal market

Distance to coal export terminal (Provincial Energy Ventures port)

Morien's scaled top line production royalty



The Cline Group – An Experienced Coal Operator

2006 to 2015

- Operated three of the four most productive, underground longwall coal mines in the U.S.
- Completed a US\$300 mln IPO of coal company, Foresight Energy
- Foresight led by CEO Michael Beyer (current CEO of Cline's Canadian coal company) and Mine Manager Anthony Webb (current Sr. VP Underground Operations of Cline's Canadian coal company)
- Foresight Energy sold to Murray Energy in 2015 for US\$1.4 bln

2015 to Present

- Cline acquired Donkin coal mine from Glencore plc and Morien Resources, and Vista coal mine (Hinton, Alberta) from a non-listed public issuer
- Cline put Donkin into production in 2017 and Vista into production in 2019 (2021 Vista production: approximately 7 mln tonnes)
- Donkin placed on care and maintenance in Q2 2020
- In Q2 2022, Cline explores reopening of the Donkin mine



Cline Group's Donkin underground mine



Cline Group's Vista open pit mine



Significant Infrastructure

DEEPWATER HARBOUR

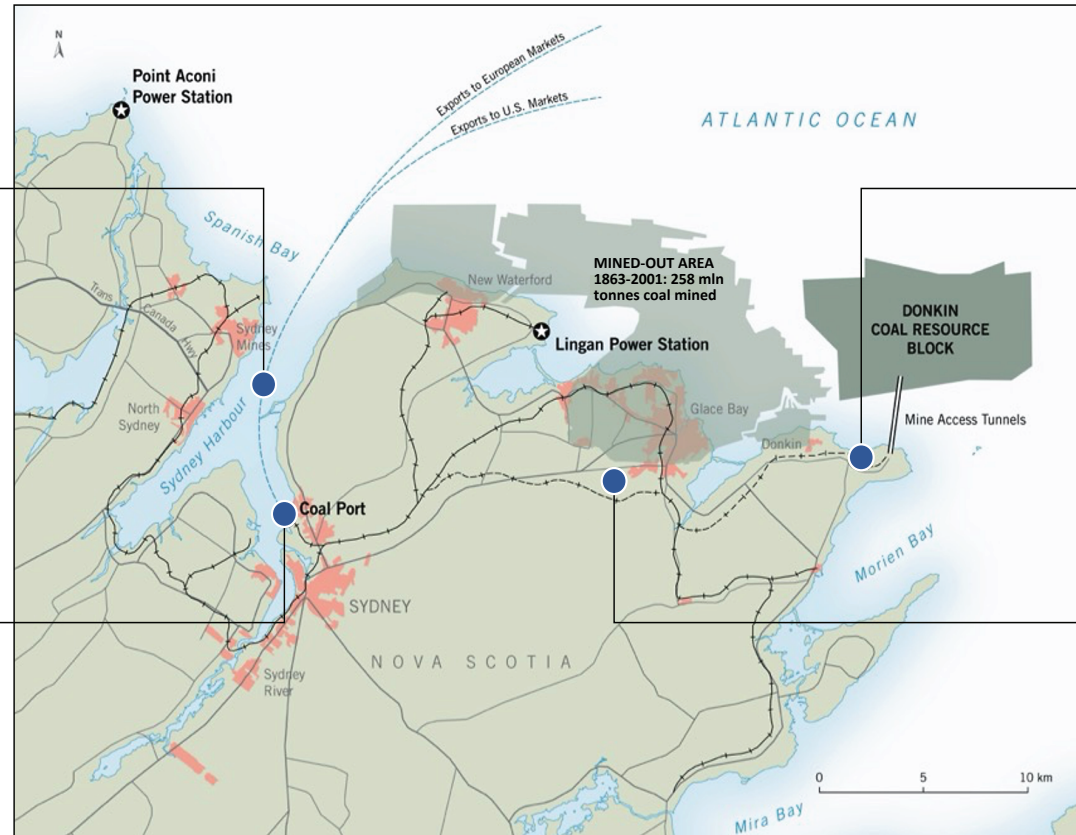


Ongoing \$4.5 mln program from Canadian Coast Guard to allow Capesize vessel entry.

PEV COAL EXPORT TERMINAL



Barge-mounted shiploader recently purchased to expedite loading times.



DONKIN MINE SITE



Over \$250 million invested by The Cline Group into the mine since 2015.

PRIVATE COAL HAUL ROAD



Short, 30-kilometre truck haul to Sydney port, 8km of which is via a private haul road.

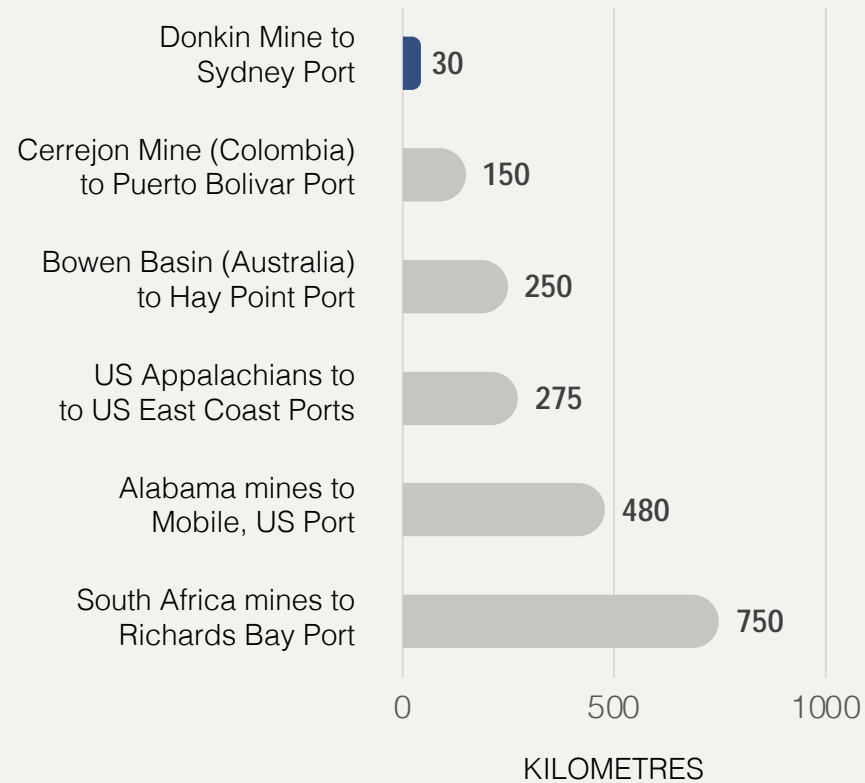
Sydney Harbour and PEV Coal Terminal

- In 2021, the Canadian Coast Guard announced a \$4.5 mln upgrade to Sydney Harbour infrastructure to allow for the entry of larger Capesize vessels³.
- The PEV coal terminal acquired a barge-mounted shiploader in 2021 to expedite loading times.
- Access to the PEV coal terminal was dredged in 2020-21 to allow for the docking of Capesize vessels.



Donkin's Competitive Transportation Advantage

Distance from Mine to Port
(kilometres)



Freight Rate to Rotterdam Port
(\$US/tonne, Panamax size vessel)



First Nation Partners

- In 2016, representatives of the Assembly of Nova Scotia Mi'kmaq Chiefs and the owners of the Donkin Mine gathered in Cape Breton to sign a historical Impact Benefits Agreement (see photo to right).
- As a result, all Nova Scotia Mi'kmaq communities own a royalty on the Donkin Mine, a first of its kind in Atlantic Canada.

“Through this agreement, we demonstrated the power of partnerships and collaboration. Our communities will work alongside our mining partners to ensure economic success and environmental stability.”

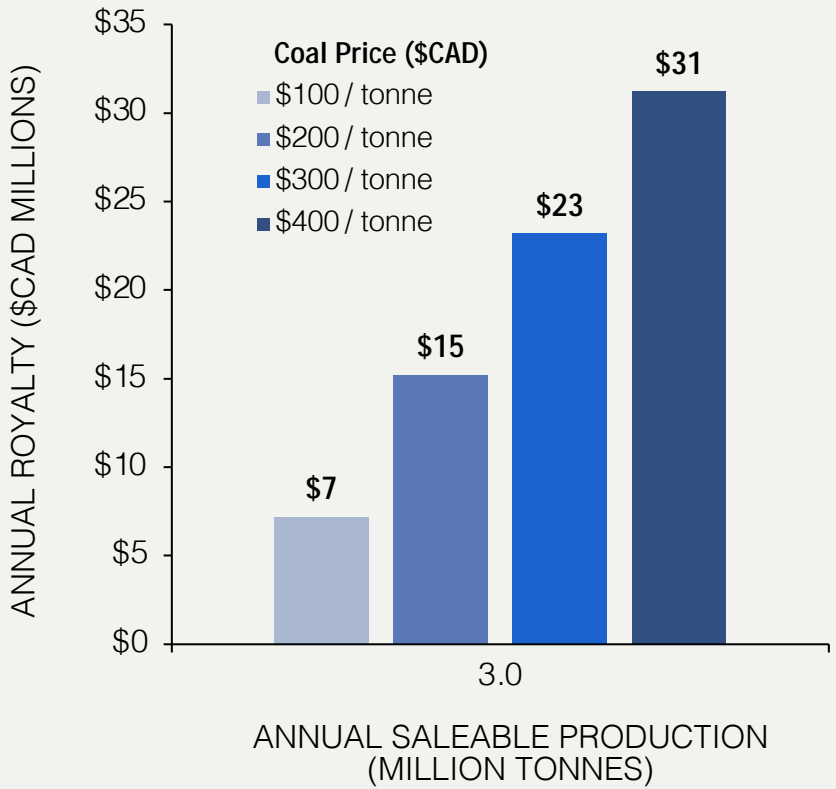
Chief Terry Paul, Chief & CEO, Membertou
September 2021



Morien Potential Annual Donkin Royalty and Dividend

Based on annual tonnage and coal price

Annual Royalty at 3 mln Tonnes Saleable Production^{1,4}



Dividend Calculator Tool on Morien Website⁵

Donkin Coal Sale Price (USD \$/tonne)	\$335	\$60	<input type="range"/>	\$500
Est. Transportation & Related Deductions (USD \$/tonne)	(\$10)			
Net Coal Price (USD \$/tonne)	\$325			
USD / CAD Exchange Rate	1.27	1.00	<input type="range"/>	1.50
Net Coal Price (CAD \$/tonne)	\$413			
Donkin Saleable Production (mln tonnes/year)	3.00	0.5	<input type="range"/>	3.00
Royalty @ 2% / 4% (CAD \$ mln)	\$33.02			
G&A (CAD \$ mln)	(\$0.5)			
Taxes at 31% (CAD \$ mln)	(\$10.1)			
Net After Tax (CAD \$ mln)	\$22.44			
Payout of Free Cash Flow (%)	80%	50%	<input type="range"/>	90%
Total Dividend (CAD \$ mln)	\$17.95			
Morien Shares Outstanding (mln)	50.5			
Estimated Annual Dividend Per Share	\$0.355			



Coal Market

State of the Coal Markets

6 percent

Growth in global coal demand in 2021; highest demand level on record⁶

8 bln tonnes

Global coal demand forecast to rise to all-time high of 8 billion tonnes by 2024⁶

36 percent

Thermal coal's contribution to the global electrical grid (up from 35% in 2020)⁷

50 percent

Expected growth in EU thermal coal imports in 2022 to offset Russian sanctions⁸

33 percent

Projected growth in seaborne steelmaking coal demand from 2021 to 2040⁹

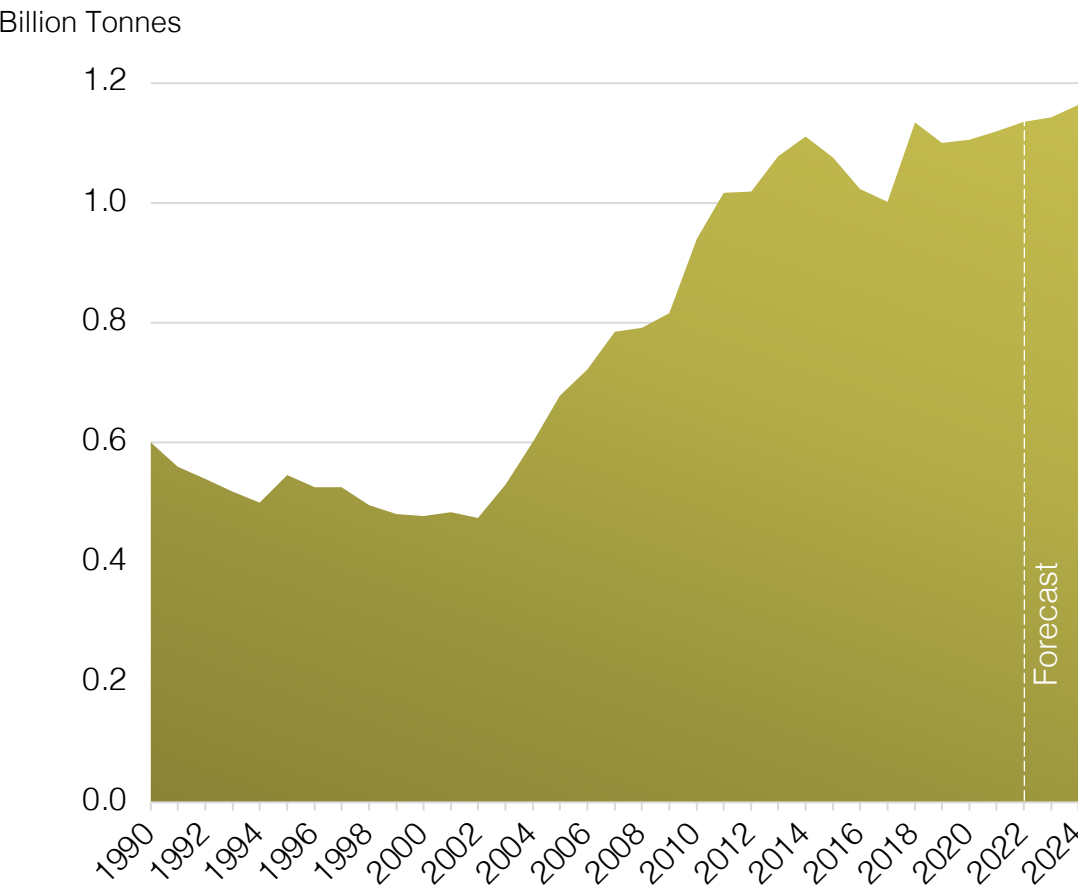
0.8 tonnes

Amount of steelmaking coal required to produce one tonne of steel¹⁰

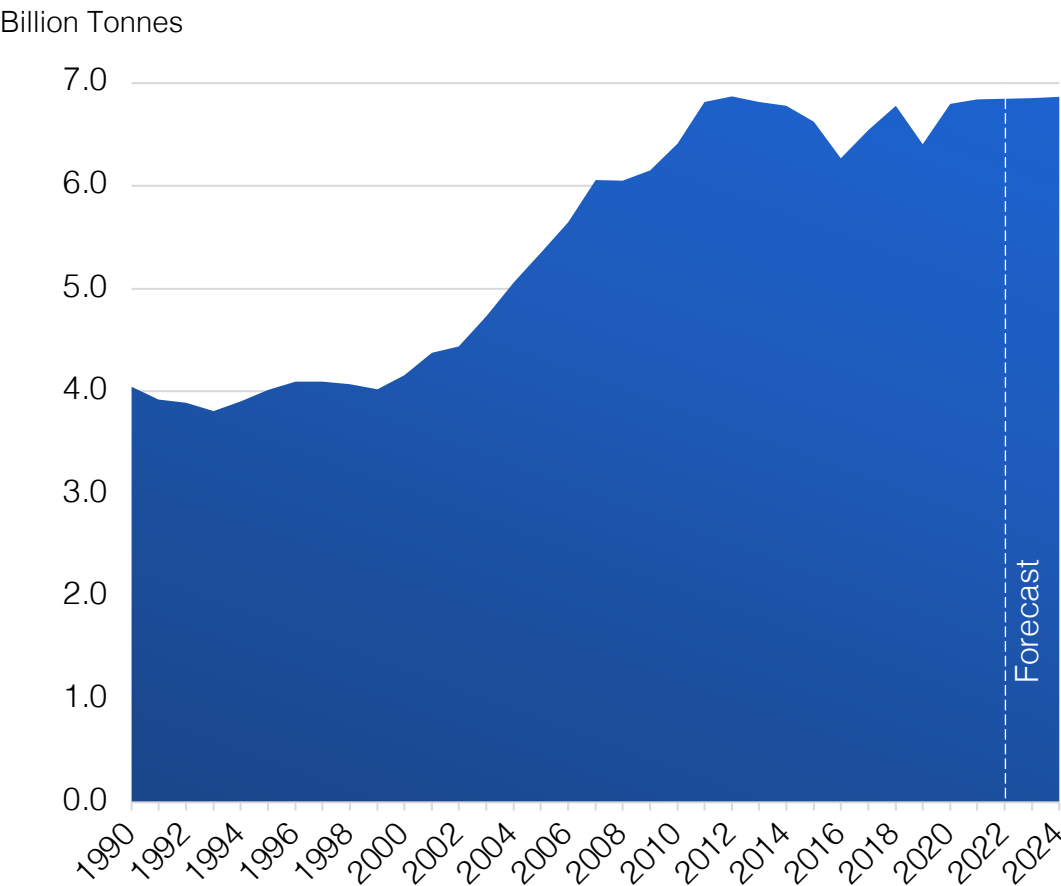


Global Coal Demand Hits Highest Level on Record in 2021

Global Steelmaking Coal Demand⁶

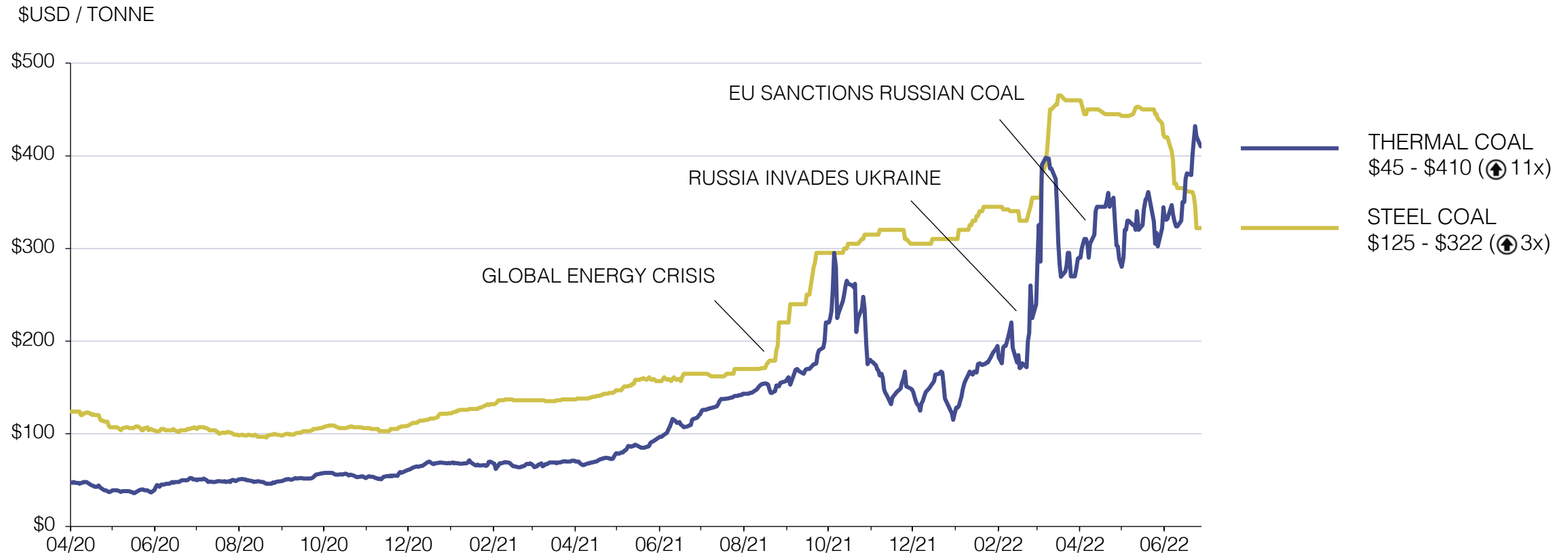


Global Thermal Coal Demand⁶

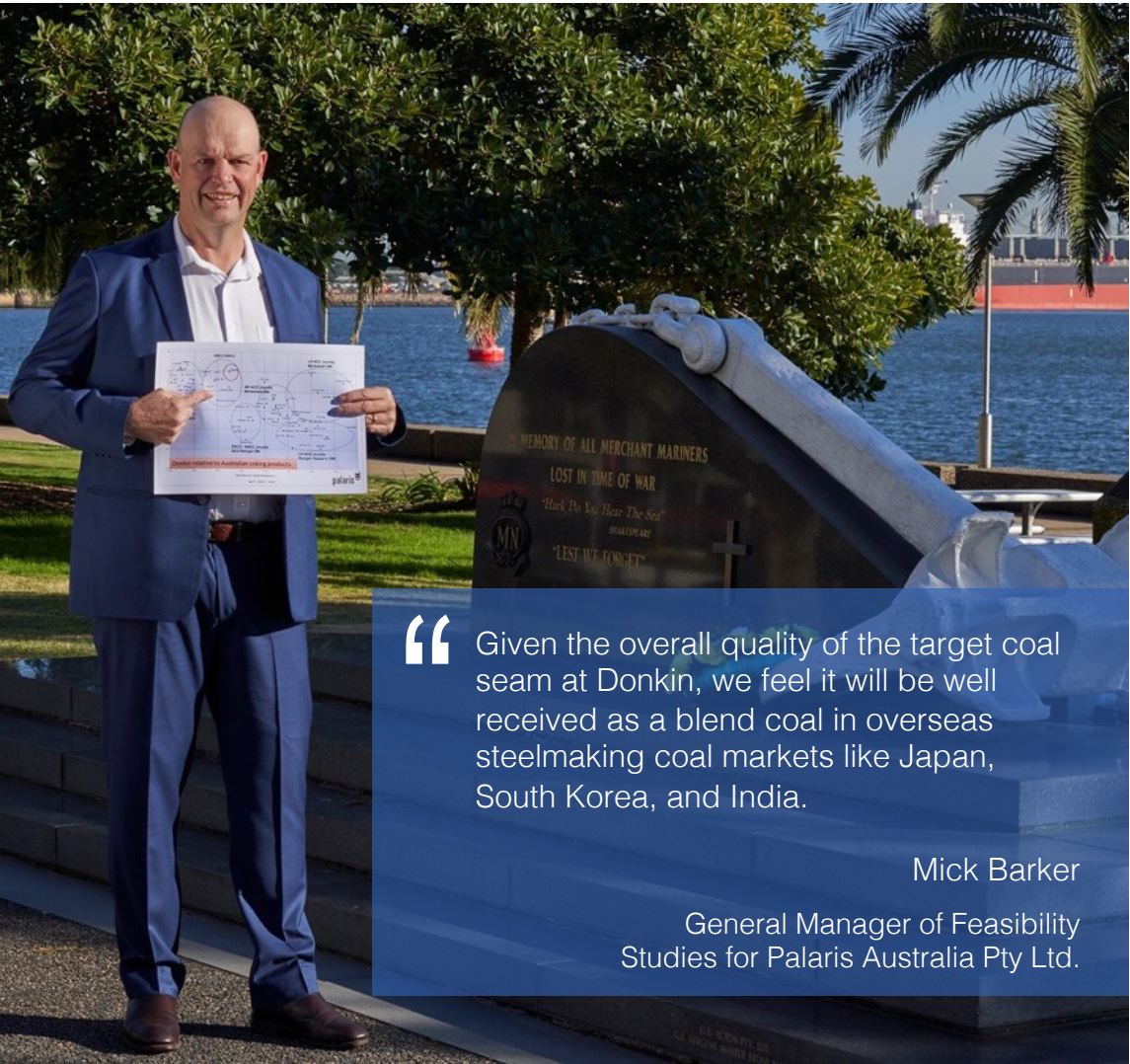


Coal Prices up 3x to 11x Since Donkin was Idled

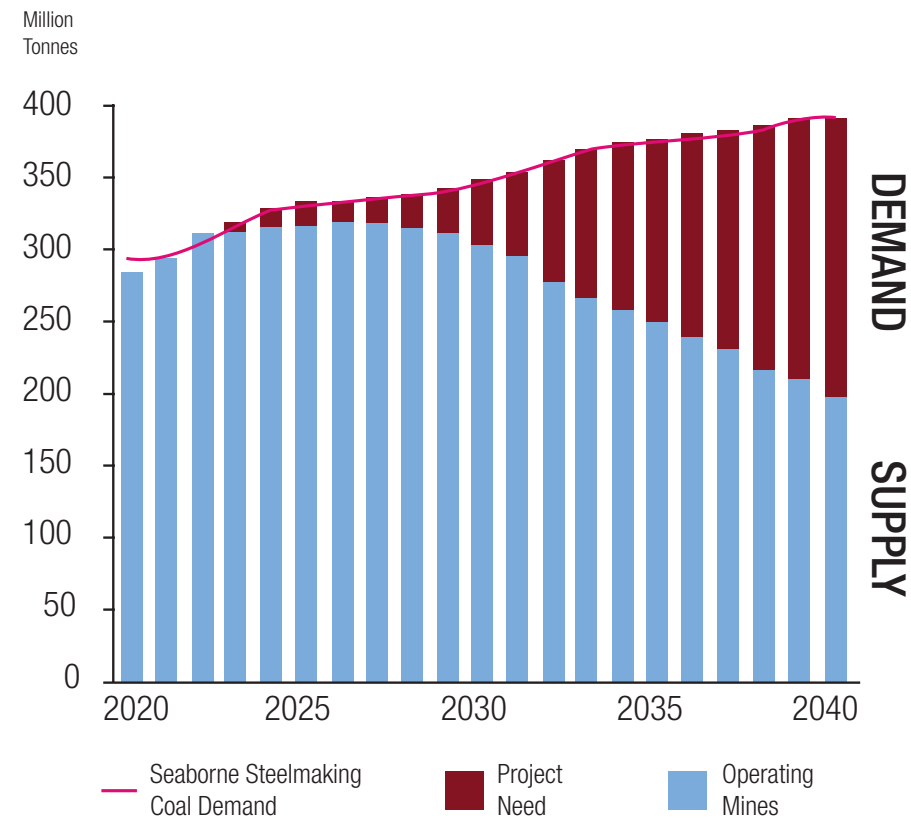
Per Tonne Prices for Semi-Soft Steelmaking Coal and European Thermal Coal¹¹, Since April 1, 2020



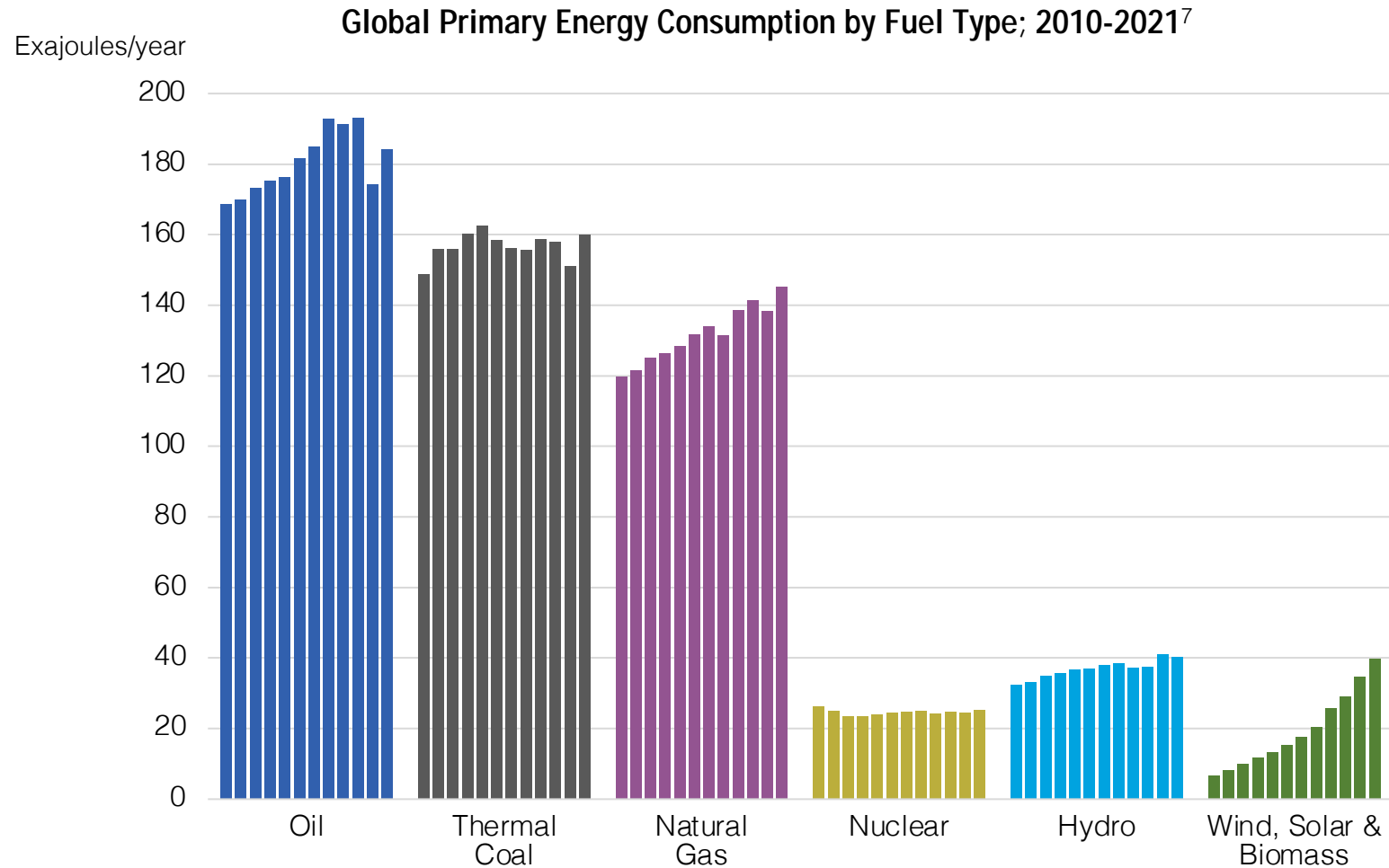
Steelmaking Coal: Significant Gap in Supply-Demand Balance



Global Seaborne Steelmaking Coal Supply-Demand Balance⁹



Thermal Coal: Global Energy Supply Over the Last 12 Years



- Fossil fuel consumption has provided the bulk of energy growth over the last 12-years as renewables attempt to scale up.
- Wind and solar alone cannot meet the world's increasing energy demands.
- Global energy demand grows on average 1-2% per year.



Thermal Coal: Resurgence in European Coal Demand

- The European Union imported 55 mln tonnes of thermal coal from Russia in 2021, representing 70% of all EU thermal coal imports¹²
- In April 2022, the European Union announced sanctions on Russian thermal coal imports to take effect on August 10, 2022
- Low natural gas imports from Russia, coupled with extremely high natural gas prices, have resulted in gas-to-coal switching at several European generating stations
- Limited additional seaborne thermal coal capacity from swing producers (U.S., Indonesia, Colombia, and South Africa) has pushed thermal coal prices to record highs
- Several European Union member countries are now relying on thermal coal imports to offset Russian gas and coal supply



Thermal Coal: Europe Adapting to an Energy Crisis

- June 28, 2022: G7 Nations allow financing of fossil fuel projects, a policy U-turn on its November 2021 COP26 pledge
- June 20, 2022: Netherlands activated the "early warning" phase of an energy crisis plan and lifted a cap on production of coal-fired power plants
- June 19, 2022: Germany's Economy Minister says Germany, Europe's largest coal consumer, will limit the use of natural gas for electricity production and instead burn more thermal coal
- June 19, 2022: Austria reactivates its 840-megawatt Mellach coal power plant (closed in 2020)

“ In the wake of the invasion of Ukraine, we are witnessing the creation of a new energy order.”

Mateusz Morawiecki

Prime Minister of Poland
July 4, 2022

“ We know that the energy mix and the plans of member states will adjust slightly because we are in an unexpected situation where we've decided to end our dependency on Russian fossil fuels.”

Tim McPhie

European Commission's energy spokesman
June 20, 2022



Thermal Coal: EU Gas Price Surge Prompts Gas-to-Coal Switching

Thermal Coal Indexed Against European Benchmark for Natural Gas, Since Donkin was Idled

Index 100 = April 01, 2020



Why Morien?

Morien - Own it For These Reasons

- Event stock with significant share price appreciation potential on restart of the Donkin Mine or commencement of operations at Black Point
- Annual Donkin royalty could be equal or greater than Morien's current market capitalization at current coal pricing
- \$250 million invested by The Cline Group into Donkin since 2015
- Long life royalties; 20 years at Donkin and 50 years at Black Point
- Demand for coal and crushed stone will remain strong for the foreseeable future
- Strong balance sheet with no debt
- Continued share buy backs
- Committed to re-establishing quarterly dividend payment



1701 Hollis St, Suite 800
Halifax, N.S.
Canada, B3J 3M8
Tel: 902-466-7255

John P. A. Budreski
Executive Chairman

Dawson Brisco
President & CEO

Susanne Willett
CFO

TSX-V: MOX

www.MorienRes.com
info@morienres.com

Appendix

Forward Looking Statements

Some of the statements made by Morien Resources Corp. ("Morien") in this presentation may constitute "forward-looking information" as defined under applicable securities laws. All statements in this presentation other than statements of historical fact, including those that address future milestone and royalty payments, the potential impact of the COVID-19 pandemic on Morien's business, the acquisition of additional mineral assets, expected working capital requirements, future purchases under Morien's Normal Course Issuer Bid, future potential dividend payments, exploration and evaluation activities, and events or developments Morien expects, are forward-looking statements.

These statements reflect Morien's current expectations of future revenues and business prospects and opportunities and are based on information currently available to Morien. Morien cautions that actual performance will be affected by several factors, many of which are beyond its control, and that future events, performance and results may vary substantially from what Morien currently foresees. Factors that could cause actual results to differ materially from those in forward-looking statements include market prices, evaluation and development results, continued availability of capital and financing and general economic, market or business conditions.

The risk factors identified above are not intended to represent a complete list of the factors which could affect Morien. Additional factors are noted within Morien's Financial Statements, Management's Discussion and Analyses, and Annual Information Form, filed with the Canadian Securities regulators on SEDAR (www.sedar.com).

Morien cautions that its royalty revenue will be based on production by third party property owners and operators who will be responsible for determining the manner and timing for the properties forming part of Morien's royalty portfolio. As a royalty holder, Morien has limited, if any, access to properties included in its royalty portfolio. Morien is dependent on the operators of the properties to provide information to Morien or on publicly available information to prepare required disclosure pertaining to properties and operations on the properties on which Morien holds royalty interests and generally has limited or no ability to independently verify such information. Additionally, Morien has, and may from time to time receive, operating information from the owners and operators of these properties which it is not permitted to disclose to the public. Although Morien does not have any knowledge that such information may not be accurate, there can be no assurance that such information is complete or accurate. These third party owners and operators are also subject to risk factors that could cause actual results to differ materially from those predicted herein including: volatility in financial markets or general economic conditions; capital requirements and the need for additional financing; fluctuations in the rates of exchange for the currencies of Canada and the United States; prices for commodities including gold, coal and aggregate; unanticipated changes in production, mineral reserves and mineral resources, metallurgical recoveries and/or exploration results; changes in regulations and unpredictable political or economic developments; loss of key personnel; labour disputes; and ineffective title to mineral claims or property.

There are other business risks and hazards associated with mineral exploration, development and mining. Additionally, Morien has, and may from time to time receive, operating information from the owners and operators of these properties which it is not permitted to disclose to the public. Although Morien does not have any knowledge that such information may not be accurate, there can be no assurance that such information is complete or accurate. Although Morien believes that the forward-looking information contained herein is based on reasonable assumptions, readers cannot be assured that actual results will be consistent with such statements. Morien expressly disclaims any intention or obligation to update or revise any forward-looking information in this presentation, whether as a result of new information, events or otherwise, except in accordance with applicable securities laws. Unless otherwise indicated, all dollar values herein are in C\$.



Footnotes

- 1) Technical disclosures are consistent with the information in the Donkin technical report titled “Technical Report, Donkin Coal Project, Cape Breton, Nova Scotia, Canada” dated Nov 2012, found on Morien’s SEDAR profile. Note that the approximation of capital spent at Donkin based on in-person conversations with Donkin mine owners, and on the article - Chris Cline Could Be The Last Coal Tycoon Standing, Forbes, December 2017
- 2) Donkin Export Coking Coal Project Environmental Assessment, July 2012
- 3) Government of Canada media statement: Canadian Coast Guard investing in new Aids to Navigation System for Sydney Harbour, July 16, 2021
- 4) Morien’s royalty consists of 2% of the revenue from the first 500k tonnes of coal sales per calendar quarter, net of certain coal handling and transportation costs, and 4% of the revenue from coal sales from quarterly tonnage above 500k tonnes, net of certain coal handling and transportation costs (“Donkin Royalty”). The royalty is payable to Morien on a quarterly basis. The Donkin Royalty is binding on Kameron and its successors in interest in the Mine for the duration of the Mine’s lease.
- 5) Morien suspended its quarterly dividend in Q2 2020 as a result of the Donkin Mine being placed on care and maintenance. Morien’s Dividend Calculator is for illustrative purposes only and contains future-oriented financial information and financial outlook information about prospective results, funds, and future development related to the idled Donkin Mine, all of which are subject to change based on numerous market and non-market factors further outlined in the Company’s Forward-Looking Statements.
- 6) International Energy Agency, Coal 2021 Report - Analysis and Forecast to 2024, December 2021. Note that the increases in forecasted demand assume that global GDP rises at a compound average annual growth rate of 4% from 2022 to 2024.
- 7) BP Statistical Review of World Energy
- 8) Perret Associates, June 2022
- 9) Wood MacKenzie, August 2021. Semi-Soft Metallurgical Coal Market Overview and Donkin Assessment
- 10) World Coal Association
- 11) Coal pricing data obtained from S&P Global Platts, International Coal Trader. Steelmaking Coal refers to U.S. East Coast Semi-Soft, High-Volatile B grade metallurgical coal index, and Thermal Coal refers to the European CIF ARA index.
- 12) McCloskey webcast, April 14, 2022: Russia-Ukraine: Changing Thermal Coal Markets for Years

