



Corporate Update

Q4 2019

Forward Looking Statements



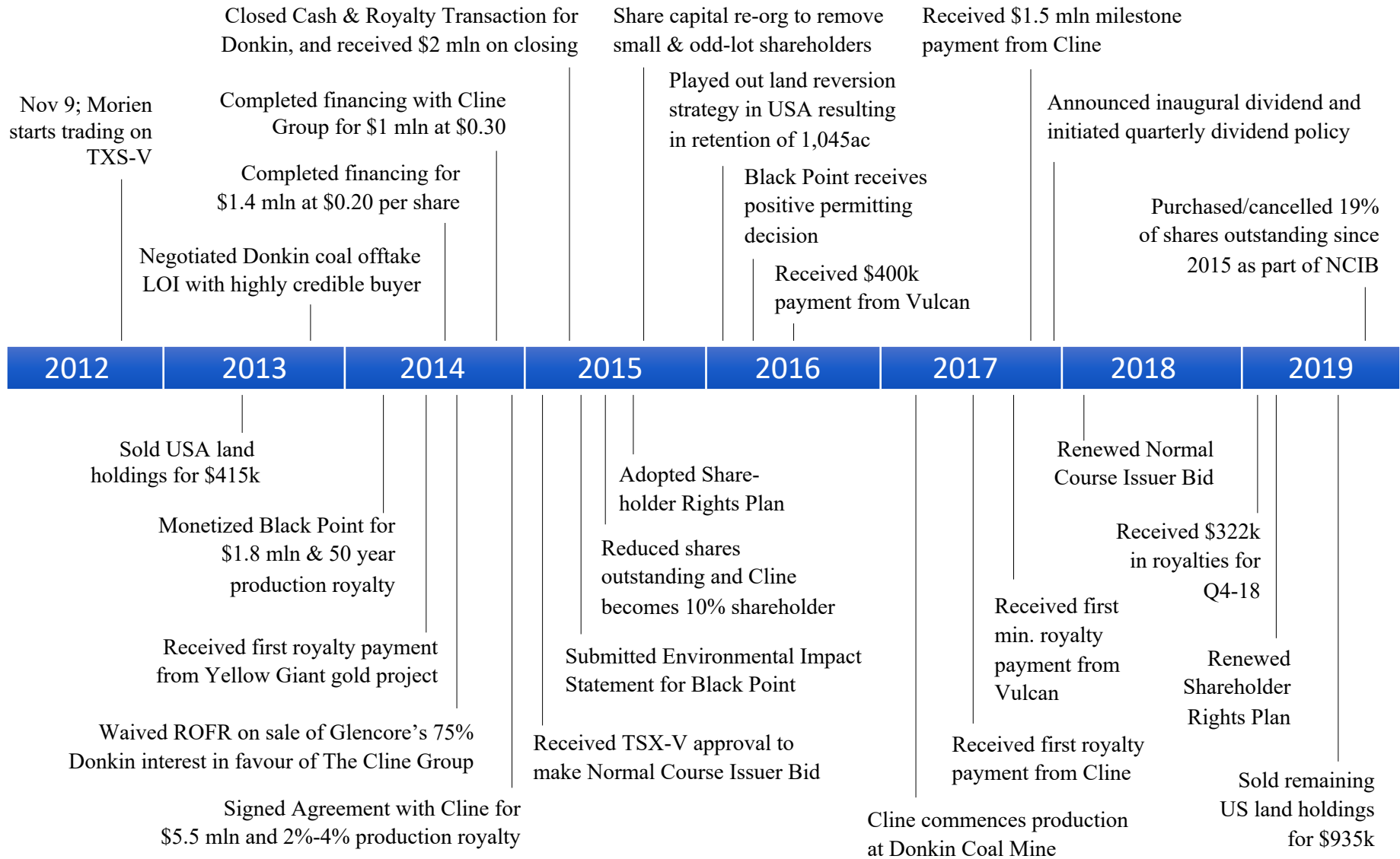
Some of the statements made by **Morien Resources Corp.** ("Morien") in this presentation may constitute "forward-looking information" as defined under applicable securities laws. These statements reflect Morien's current expectations of future revenues and business prospects and opportunities and are based on information currently available to Morien. Morien cautions that actual performance will be affected by a number of factors, many of which are beyond its control, and that future events and results may vary substantially from what Morien currently foresees. Factors that could cause actual results to differ materially from those in forward-looking statements include risks and uncertainties described in Morien's annual information form filed with the Canadian Securities regulators on SEDAR (www.sedar.com). Morien cautions that its royalty revenue will be based on production by third party property owners and operators who will be responsible for determining the manner and timing for the properties forming part of Morien's royalty portfolio. These third party owners and operators are also subject to risk factors that could cause actual results to differ materially from those predicted herein including: volatility in financial markets or general economic conditions; capital requirements and the need for additional financing; fluctuations in the rates of exchange for the currencies of Canada and the United States; prices for commodities including gold, coal and aggregate; unanticipated changes in production, mineral reserves and mineral resources, metallurgical recoveries and/or exploration results; changes in regulations and unpredictable political or economic developments; loss of key personnel; labour disputes; and ineffective title to mineral claims or property. There are other business risks and hazards associated with mineral exploration, development and mining. Although Morien believes that the forward-looking information contained herein is based on reasonable assumptions, readers cannot be assured that actual results will be consistent with such statements. Morien expressly disclaims any intention or obligation to update or revise any forward-looking information in this news release, whether as a result of new information, events or otherwise, except in accordance with applicable securities laws. Unless otherwise indicated, all dollar values herein are in C\$.

MOX Approach to Business



- 1.** Maintain and grow the dividend when Morien can sustainably support the increase with cash flow and earnings;
- 2.** Grow its portfolio by acquiring additional long-life, cash-flowing royalties in the bulk commodity and industrial mineral sectors in North America; and
- 3.** Continue increasing shareholder ownership in Morien through its annual normal course issuer bid program.

Our Record of Deliveries



A Review of Q1-Q3 2019



ROYALTY
REVENUE

\$625 k

DIVIDENDS PAID TO
SHAREHOLDERS

\$400 k

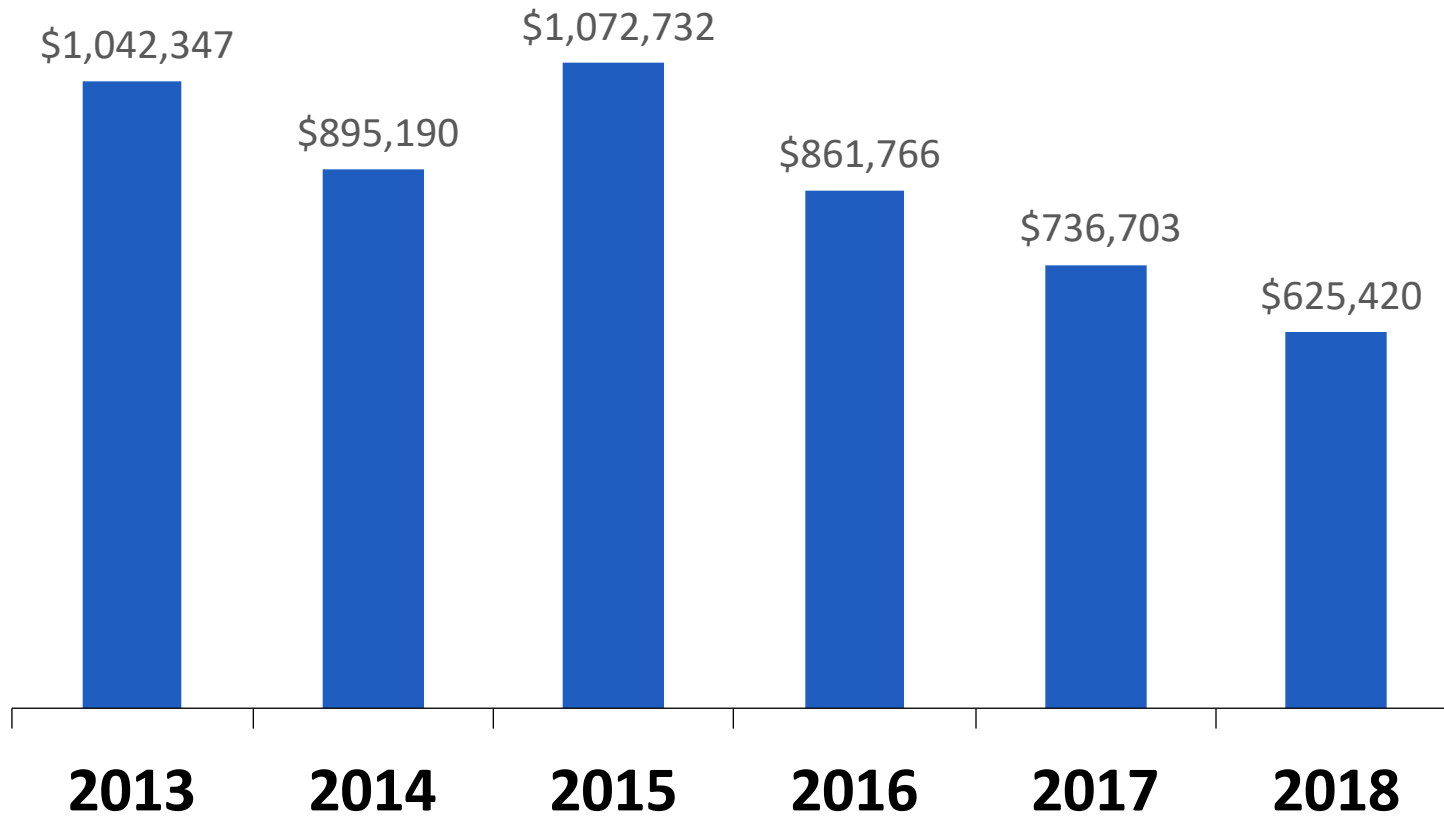
NCIB SHARE
PURCHASES

\$690 k

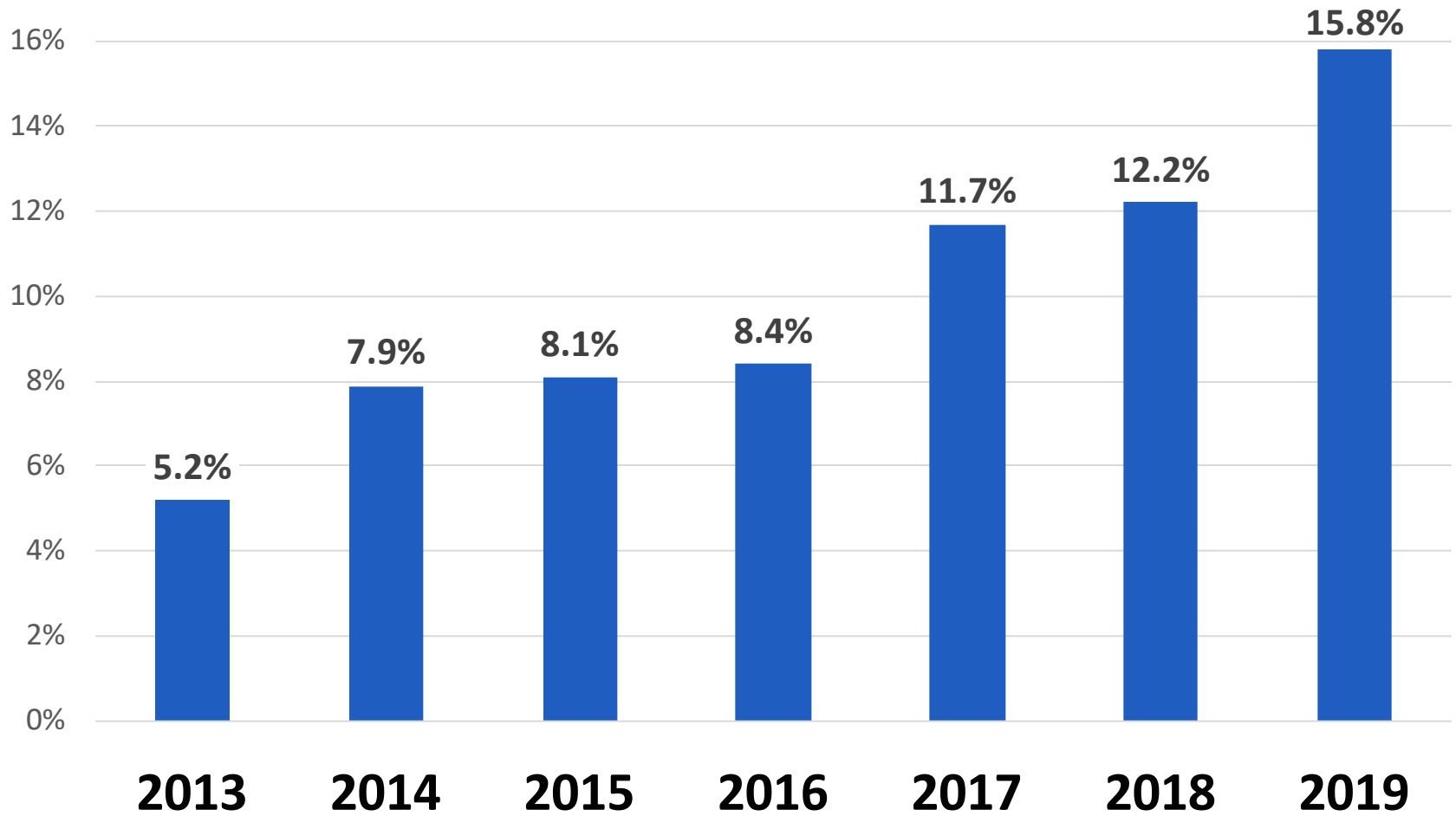
WORKING CAPITAL
(AS AT DEC 1, 2019)

\$3.6 m

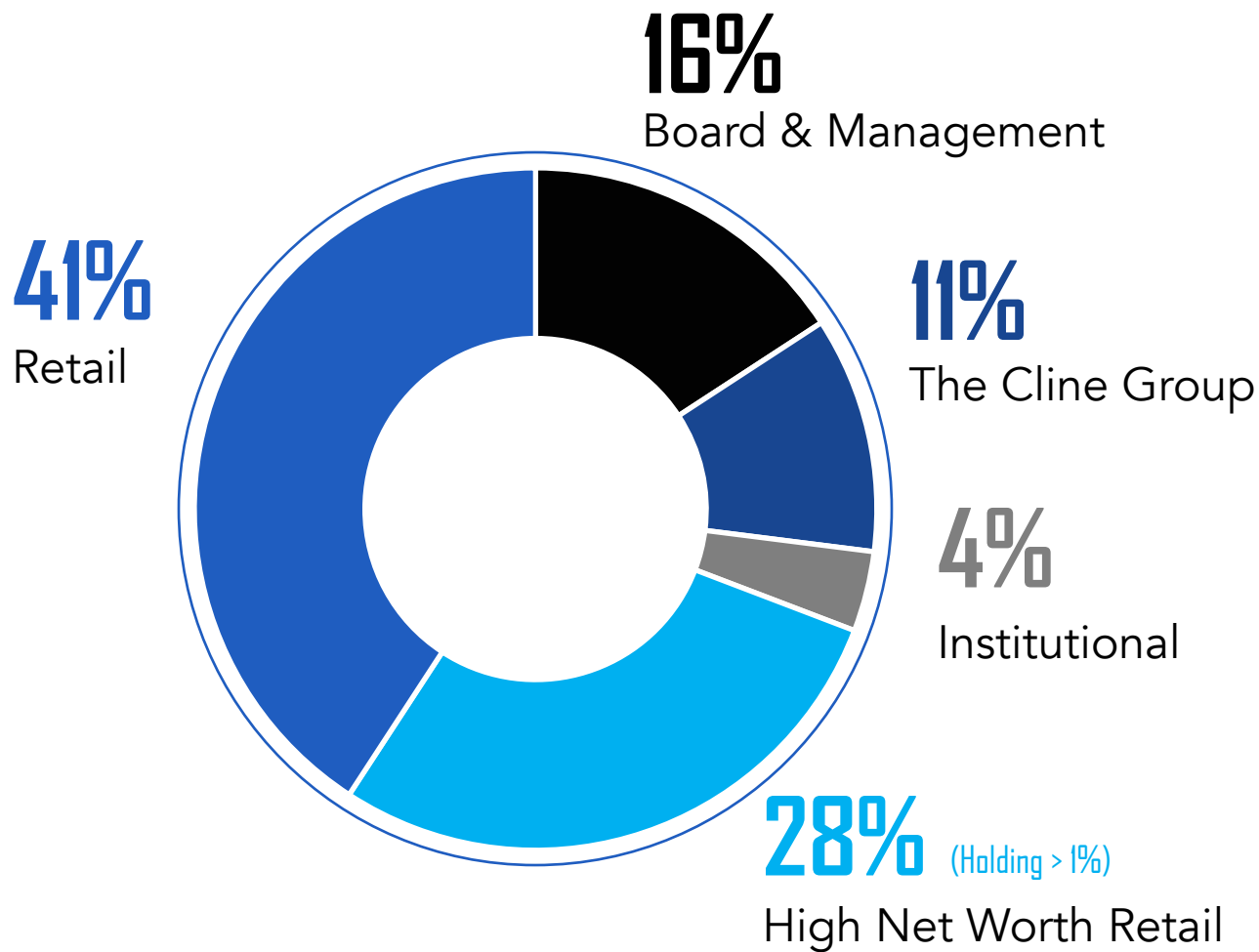
G&A Down 40% Since 2013



Management Continues to Increase Ownership



Ownership Structure



Board of Directors



John P. A. Budreski

- 30+ years of extensive capital markets and executive management experience
- Former Head of Investment Banking for Scotia Capital. Formerly Vice Chairman of Cormark Securities Inc. and prior to that, President and CEO of Orion Securities Inc.
- Director of EnWave Corporation, Sandstorm Gold and NuLegacy Gold



Charles G. Pitcher

- 40+ years experience in operations, engineering, management and mining project development
- Former President of Wilson Creek Coal in Pennsylvania, and former President & CEO of Western Canadian Coal where he led the acquisition, development and startup of major coal projects in western Canada.



John P. Byrne

- 30+ years of investment banking and corporate finance experience
- President of Petroleum Corporation of Canada Exploration Ltd., which helped finance Enerplus Energy Services Ltd. for which Mr. Byrne served as its Vice Chairman
- Former senior executive with Levesque Beaubien Geoffrion (now NBF)



J. William Ritchie

- Mr. Ritchie's distinguished career includes having been chair and CEO of Scotia Bond Ltd., as well as being one of the founders of Keltic Savings Corporation Limited.
- Over the years, Mr. Ritchie has served on boards of companies including Empire Company Ltd., Sobeys Inc., and DHX Media Ltd.
- Inducted into the Nova Scotia Business Hall of Fame in 2010

A large-scale industrial scene at a coal mine. On the left, a massive, dark, conical pile of coal dominates the foreground. To the right, a complex metal structure supports a long, white conveyor belt that extends across the frame. The sky is a clear, vibrant blue with some light, wispy clouds. The overall atmosphere is industrial and powerful.

DONKIN COAL MINE

Donkin Coal Mine



484 Mt

Coal resource

25+ Years

Mine life

2017

Production commencement

2021

Anticipated peak production

3.0 Mt

Peak annual sales volume

2% to 4%

Morien's scaled top line production royalty

Donkin Coal Mine Update



- ▶ Owner/operator Kameron Collieries has two operating Coal Sections;
 - ▶ Coal Section #1: Two continuous miners and a flexible conveyor train
 - ▶ Coal Section #2: Two continuous miners and a shuttle car fleet
- ▶ Both Coal Sections are developing the Mine's main underground infrastructure and first production panel
- ▶ Once complete, Kameron will commence the high productivity retreat mining phase, while continuing to develop additional panels for extraction
- ▶ For the retreat mining phase, Kameron is currently evaluating the viability of installing a Longwall mining system at Donkin
- ▶ Kameron has a total of 140 employees/contractors working onsite

Firing up the FCT



- FCT ⁽¹⁾ installed at Donkin in December 2018
- Expected to significantly increase production volumes

(1) 4FCT (Flexible Conveyor Train); continuous haulage system that replaces part of Donkin's shuttle car fleet

Kameron's Private Coal Haul Road



- ▶ Kameron is finished constructing a dedicated, 7.6 km private coal haul road ⁽¹⁾
- ▶ The road will by-pass certain communities along the 30 km truck route between Donkin and Provincial Energy Ventures (PEV) export terminal in Sydney, Cape Breton
- ▶ PEV is currently responsible for handling all of the exported coal from Donkin.

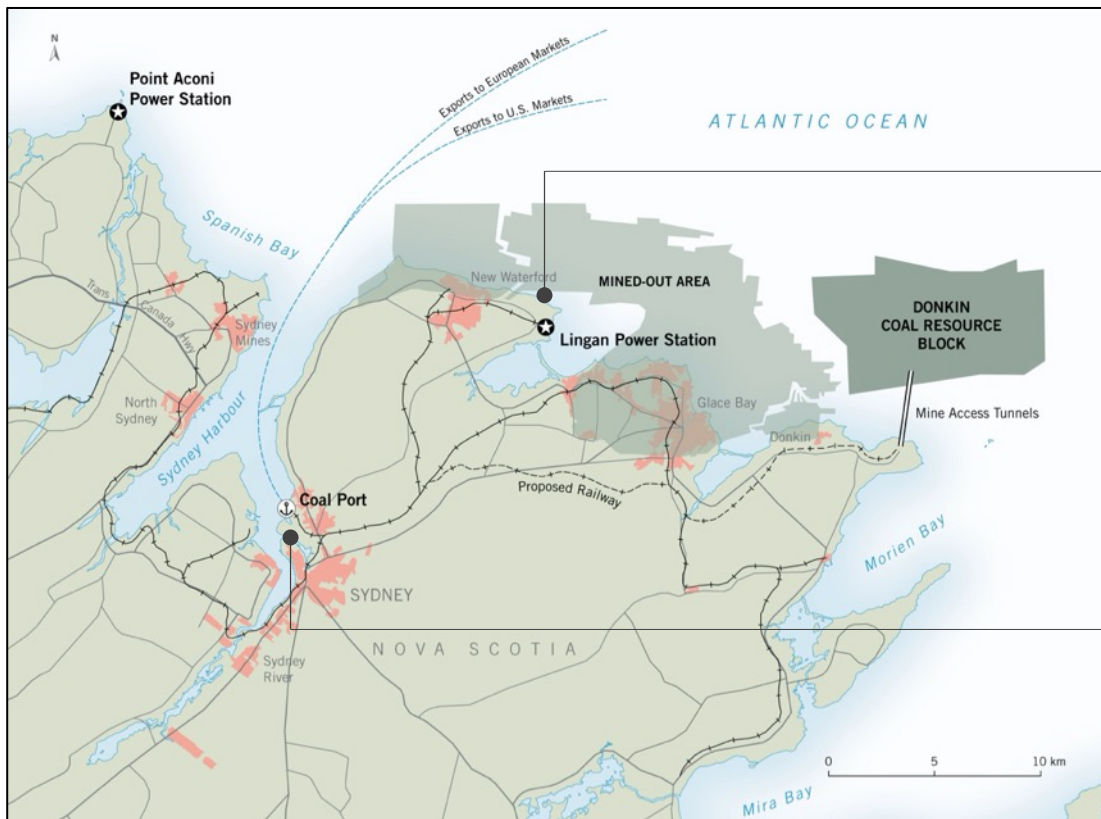


(1) The Nova Scotia Department of Transportation and Infrastructure Renewal is responsible for completing the intersections at both ends of the private road, and following that, the haul road is expected to become operational.


Donkin Coal Mine - Markets and Transport



- ▶ Sales have been a mixture of domestic thermal, and export thermal and metallurgical coal ¹
- ▶ Multi-year off-take agreement established in Q2 2018 with local power utility, Nova Scotia Power Inc., for portion of Donkin thermal coal production



Local coal delivery to Lingan Power Station



Coal export from PEV Terminal (Sep'19)

(1) Donkin is a 'crossover' coal capable of selling into both the thermal and metallurgical markets.

Expansion of PEV Port in Sydney, Cape Breton



The Provincial Energy Ventures (PEV) port is located 30 km from Donkin and is currently responsible for handling all of the Mine's exported coal



In Q1 2019, PEV announced it was proceeding with a \$75 mln port expansion to allow for export volumes up to 3 mln tonnes pa



Dredging commenced in July 2019 to take waters around PEV port down to 16.5 meter depth to accommodate larger Capesize vessels



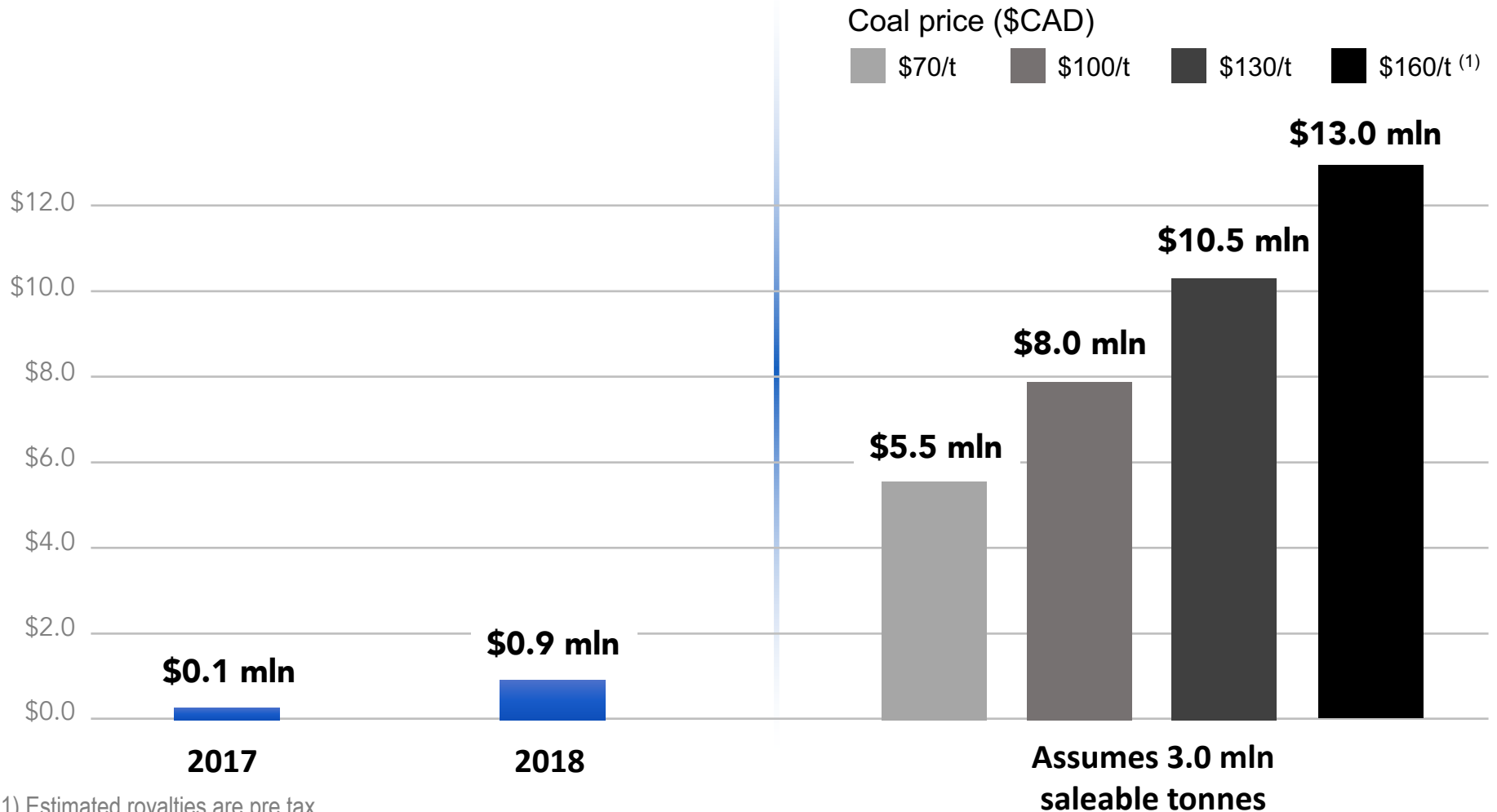
PEV is a subsidiary of Xcoal Energy & Resources, the largest exporter of US metallurgical coal

Donkin Royalty Set to Materially Increase



Received Annual Royalties


Forecast Annual Royalties ¹



Donkin Mine Site



Coal Handling and Preparation Plant (500 tph)



Donkin's Electrical Sub-Station



PEV Export Coal Terminal, Sydney, Cape Breton



COAL MARKETS



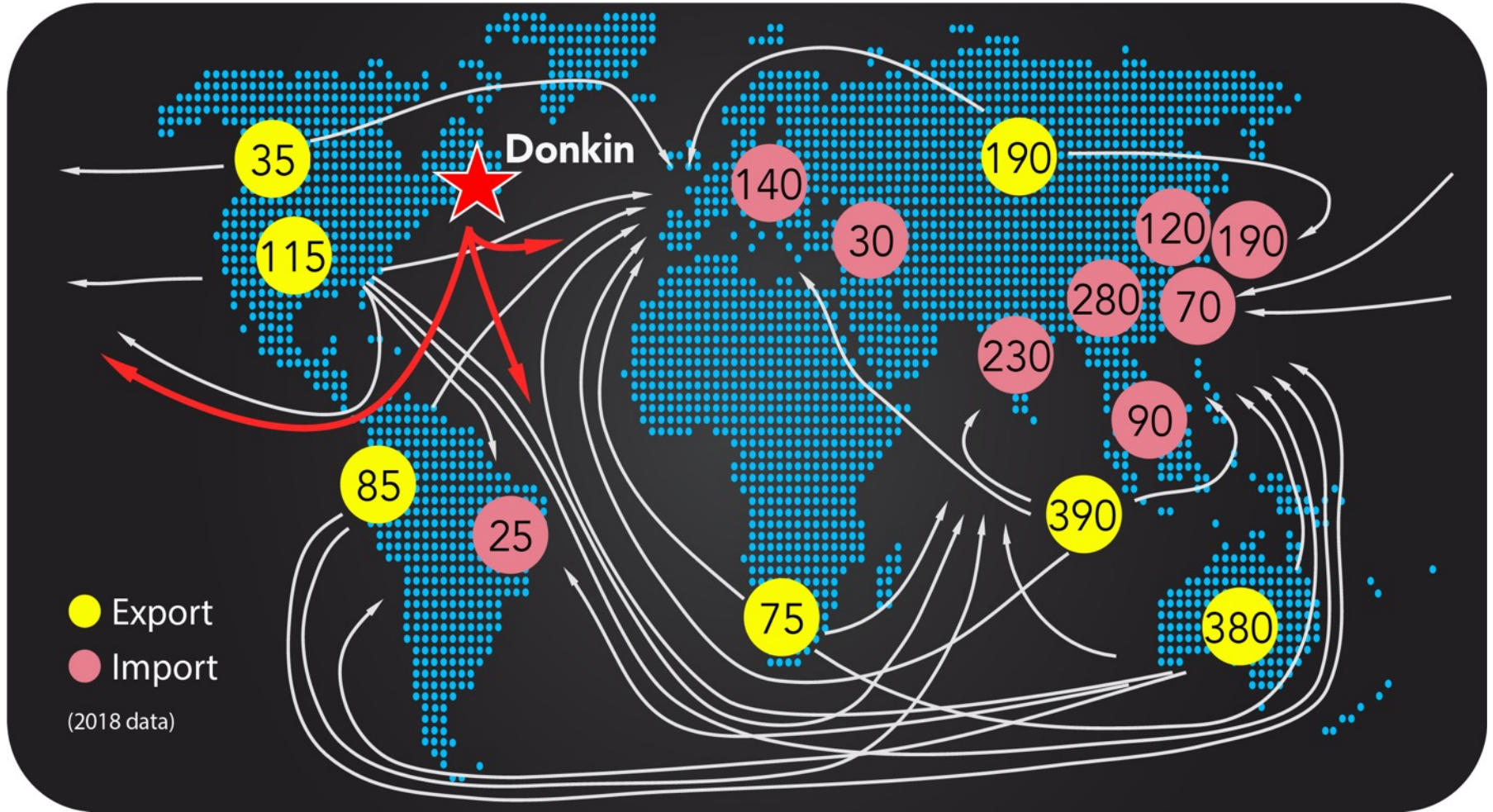
The Tale of Two Coals



	Metallurgical Coal	Thermal Coal
Usage	<ul style="list-style-type: none"> • Critical component in the chemical reaction that transforms iron into steel 	<ul style="list-style-type: none"> • Used in power stations to generate electricity
Supply	<ul style="list-style-type: none"> • Limited new supply • Disruptions in Australia 	<ul style="list-style-type: none"> • Limited new supply • Growth in Russia and Australia
Demand	<ul style="list-style-type: none"> • Global demand is stable and growing • Tight seaborne market • No viable replacement to met coal in steel-making 	<ul style="list-style-type: none"> • Secular decline in US and EU-15 • Growing demand in Asia • Key part of global energy mix (38% in 2018)
2018 Seaborne Trade	<ul style="list-style-type: none"> • 263 mln tonnes (+ 2.7% yoy) 	<ul style="list-style-type: none"> • 976 mln tonnes (+ 3.3% yoy)

Sources: Reuters report (Jan 2019), S&P Global Platts (Aug 2019), and RBC Capital Markets (Oct 2019)

Global Seaborne Coal Trade Up 3% in 2018

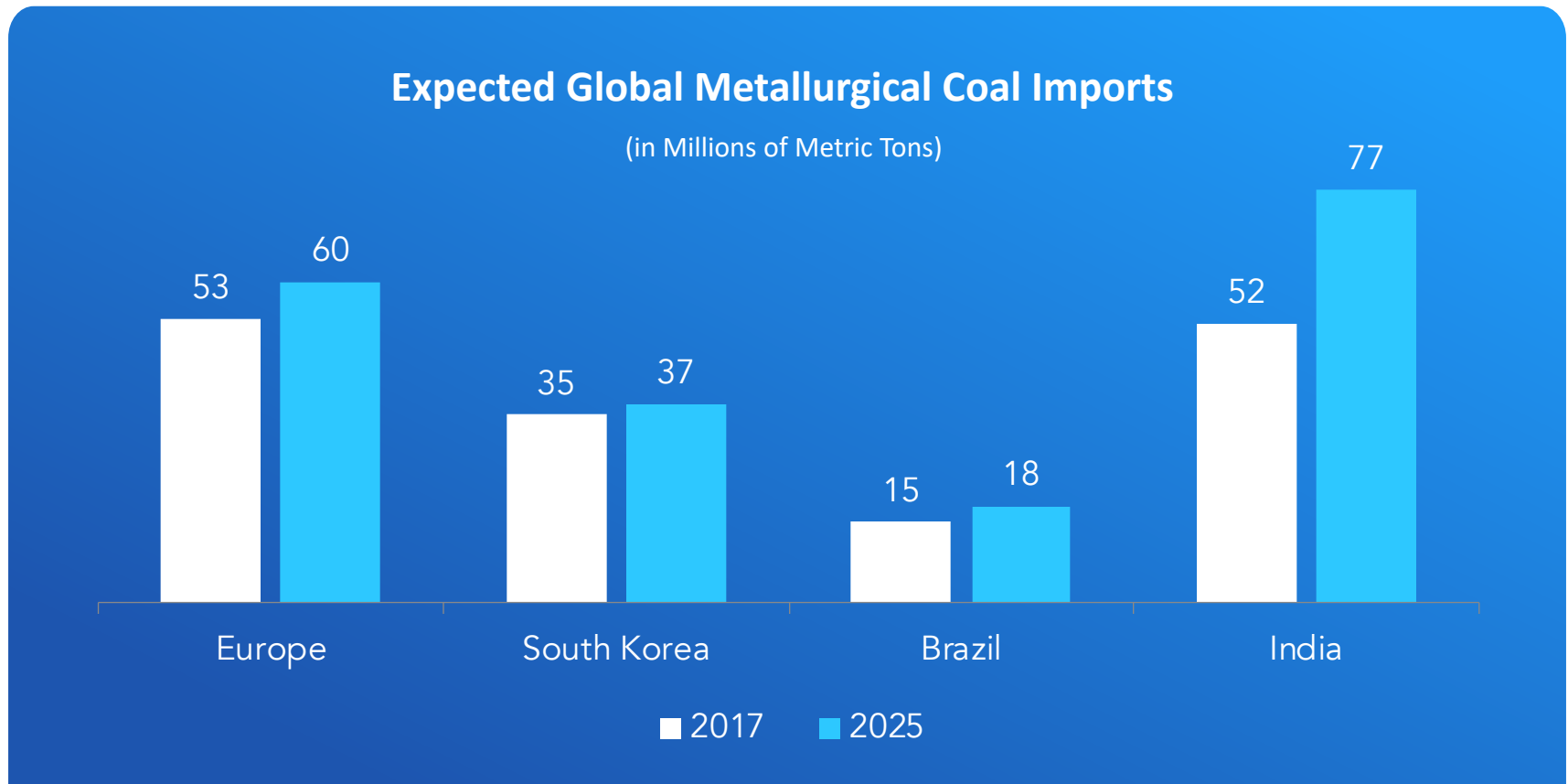


Source: S&P Global Platts data (no distinction made between thermal and metallurgical coal)

Metallurgical Coal Demand



➔ Projected to Grow by 41 Million Tonnes Through 2025 ⁽¹⁾



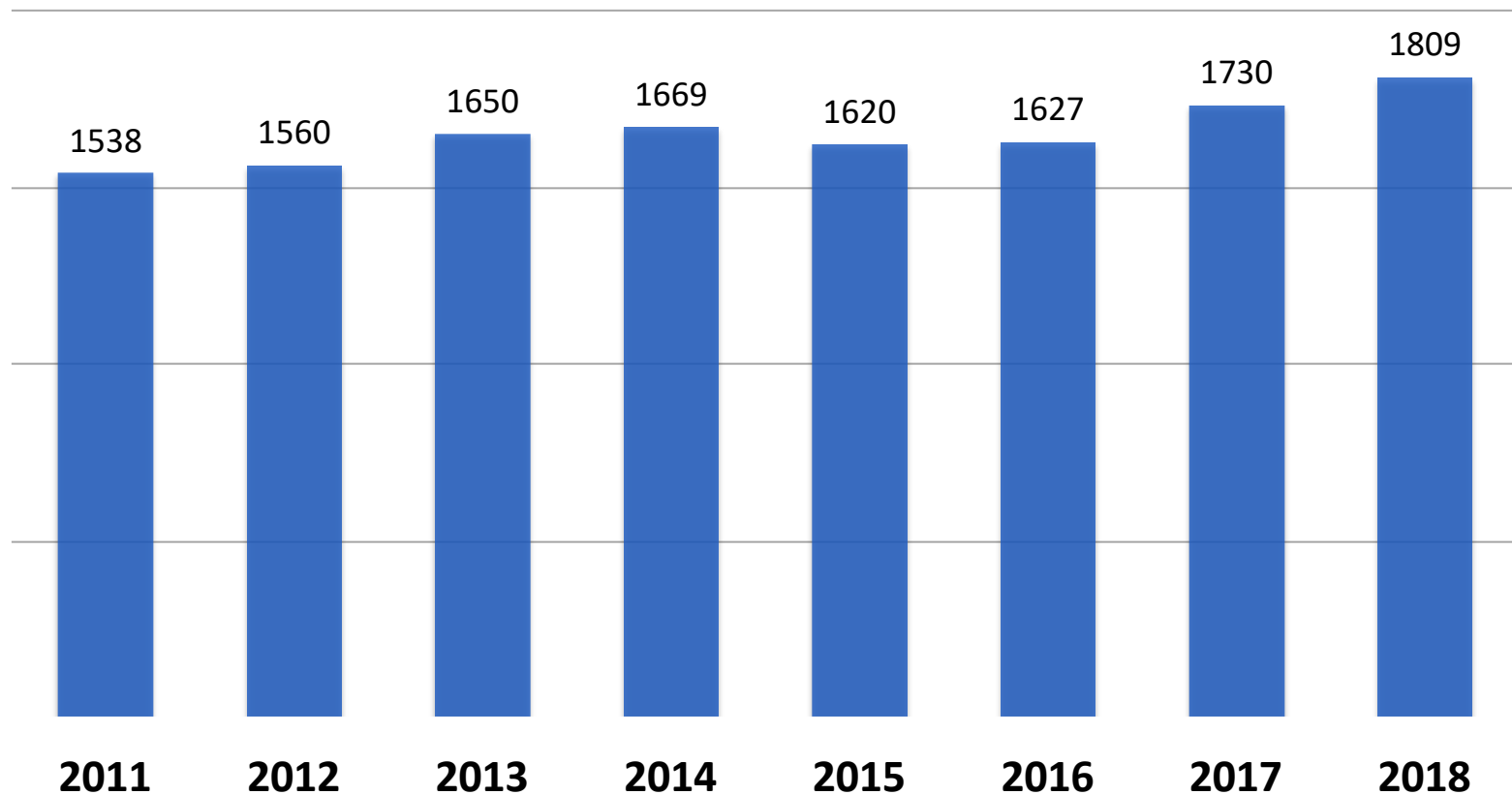
(1) Source: CRU and Wood Mackenzie

Rising Annual Global Steel Production



➔ Every Ton of Steel Needs 0.7 Tons of Metallurgical Coal

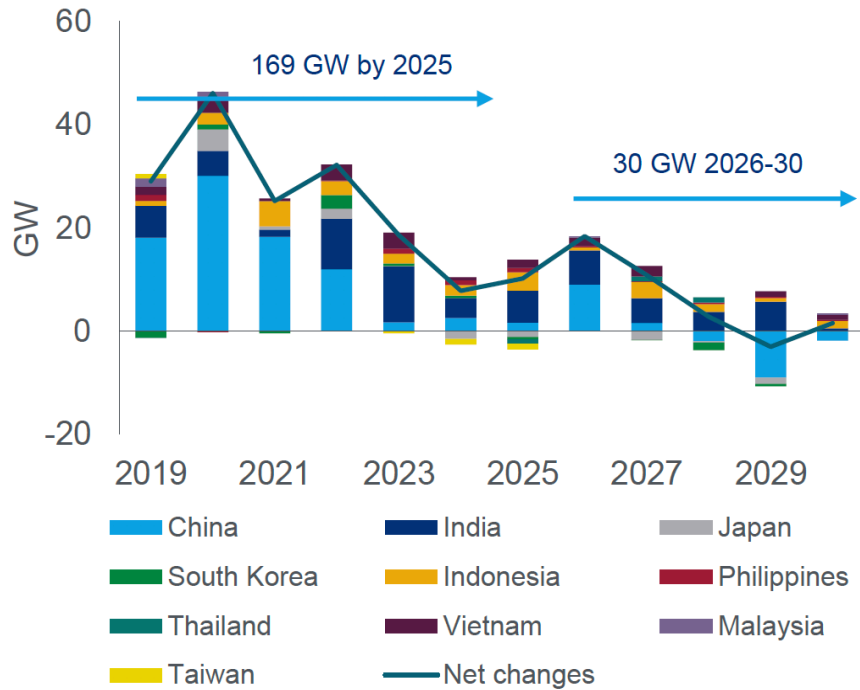
(in Millions of Metric Tons)



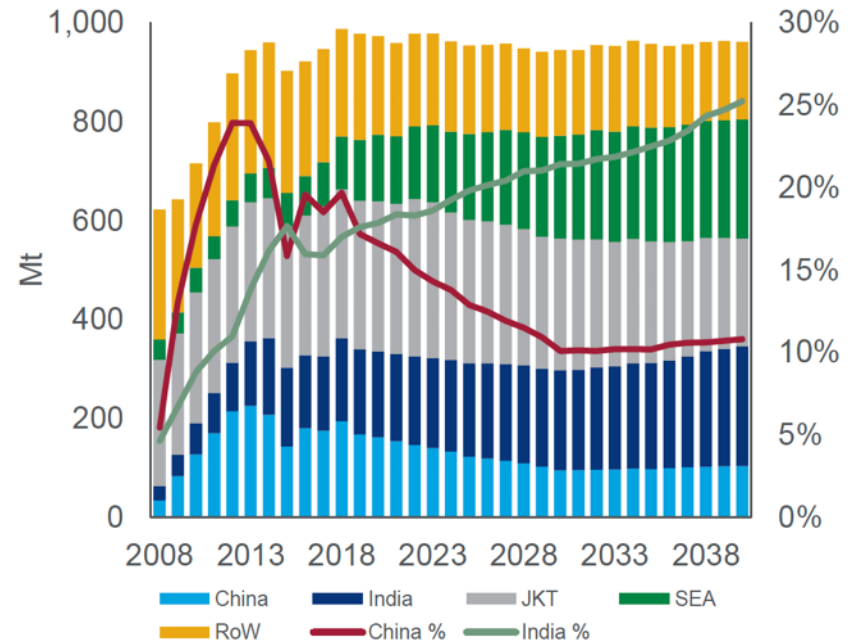
Thermal Coal - A Dominant Energy Source



Asian Coal Power Plant Capacity Growth



Seaborne Thermal Coal Demand

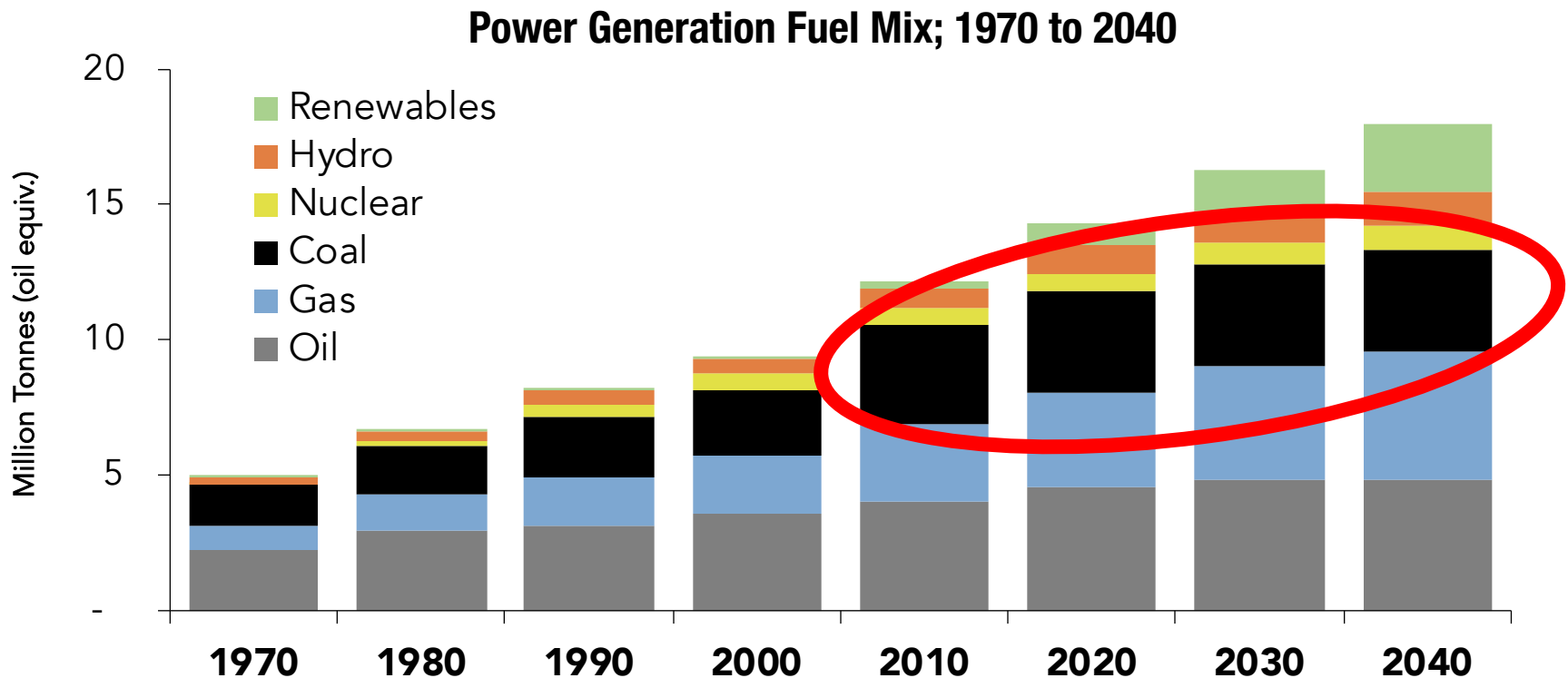


Source: Wood Mackenzie, October 2019

Thermal Coal - A Dominant Energy Source



- ▶ It is currently not possible to decarbonize the power sector fast enough to offset the global growth in power demand
- ▶ Global electricity demand grew 2.3% in 2018, the fastest pace in a decade



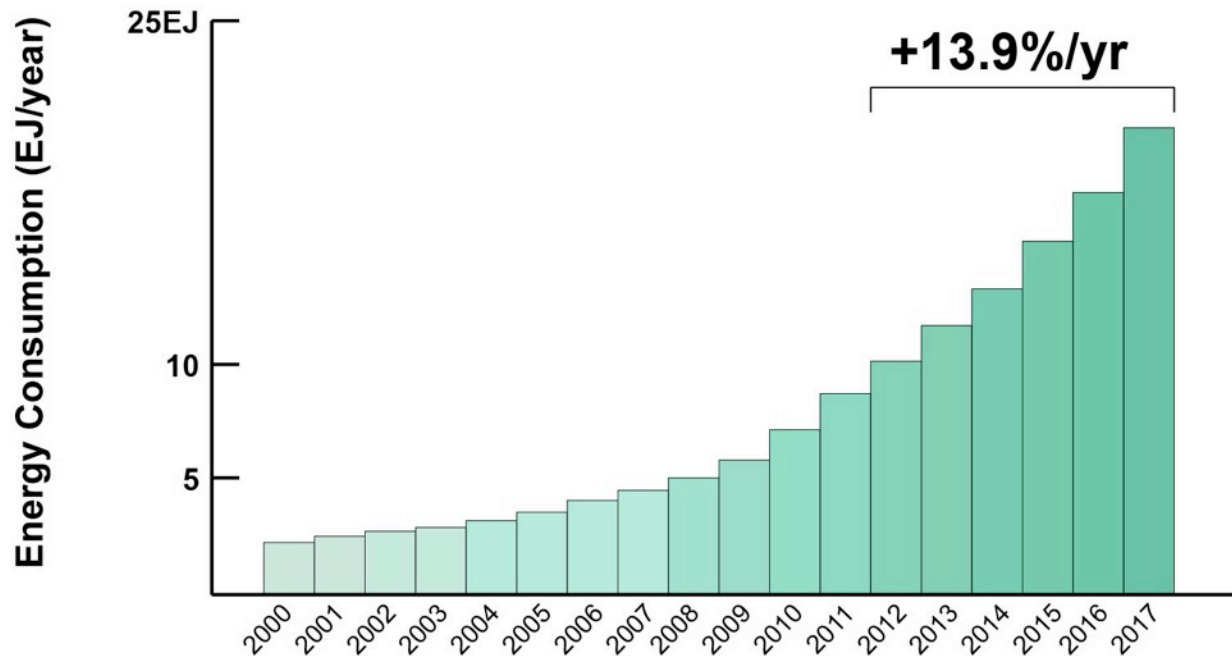
Source: BP 2018 Energy Outlook

Renewable Energy



- ▶ Renewable energy demand grew 14% per year over the last 5 years

Global Renewable Energy Consumption
2000-2017

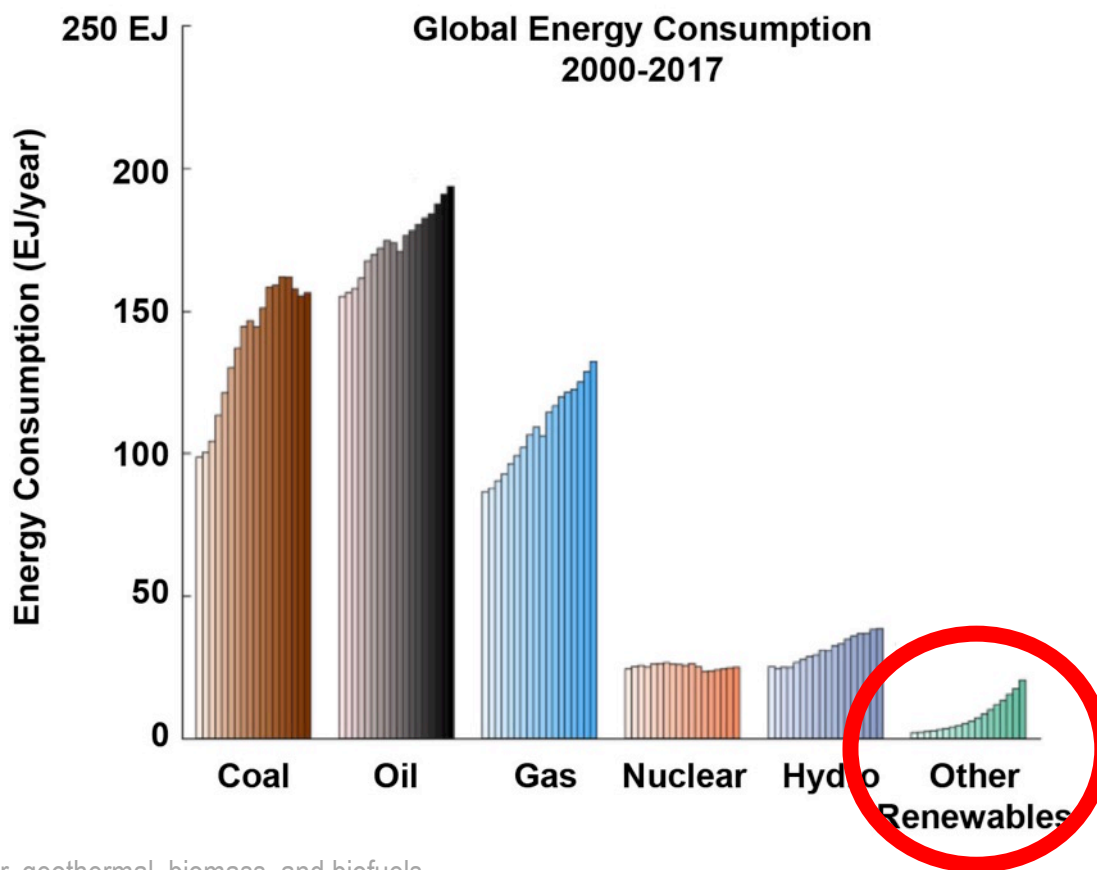


Renewables includes wind, solar, geothermal, biomass, and biofuels.

Renewable Energy Reality Check



- ▶ ... and now account for 4% of global energy consumption



Renewables includes wind, solar, geothermal, biomass, and biofuels.

BLACK POINT AGGREGATE PROJECT



Chedabucto Bay, Guysborough, Nova Scotia

Black Point Aggregate Project



Rendering of Black Point site layout



Black Point project site

Owner

Vulcan Materials Company; largest aggregate producer in North America

Status

Environmental permit granted in 2017; production decision expected in April 2020

Terms

Per-tonne production royalty (terms undisclosed)

Lifespan

50+ years

Anticipated Royalty Revenue

\$250k to \$750k per annum

(advanced quarterly royalty payments of \$25k commenced in 2018)

Milestone Payment

\$400k payment pending from Vulcan

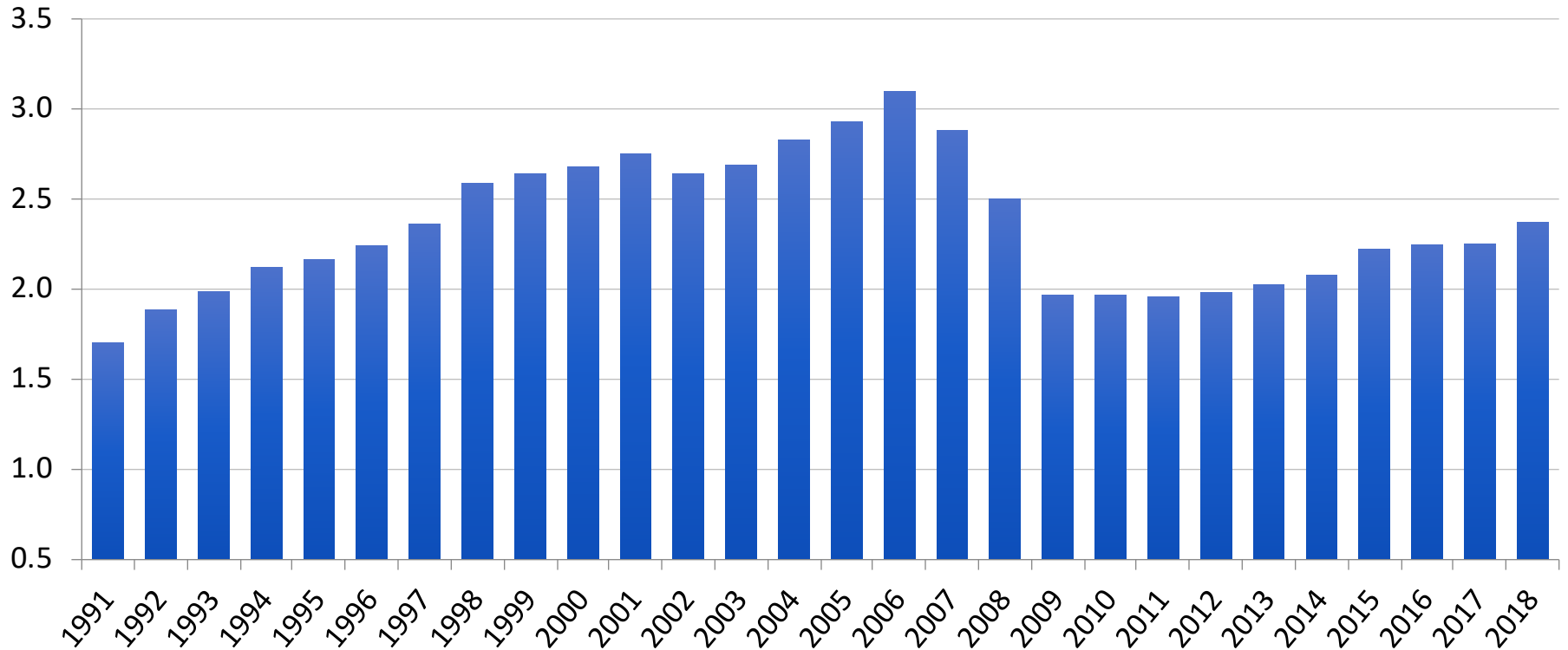
US Aggregate Market Still in Recovery Phase



Total US Aggregates Production; 1991-2018

(includes Crushed Stone and Sand & Gravel)

Billion
Metric Tons



Source: USGS National Minerals Information Center, May 2019

CAPITAL ALLOCATION



Morien's Capital Allocation Priorities



We are following a disciplined capital allocation process to drive higher returns on invested capital

NCIB

- Purchased 11.5 mln shares at \$0.36 per share (19% of total shares outstanding) since 2015
- Total cost: \$4.2 mln

Acquisitions

- Looked at > 70 properties in 2018 (> 50 YTD)
- Targeting cash flowing royalties in bulk commodity and industrial mineral sector of North America

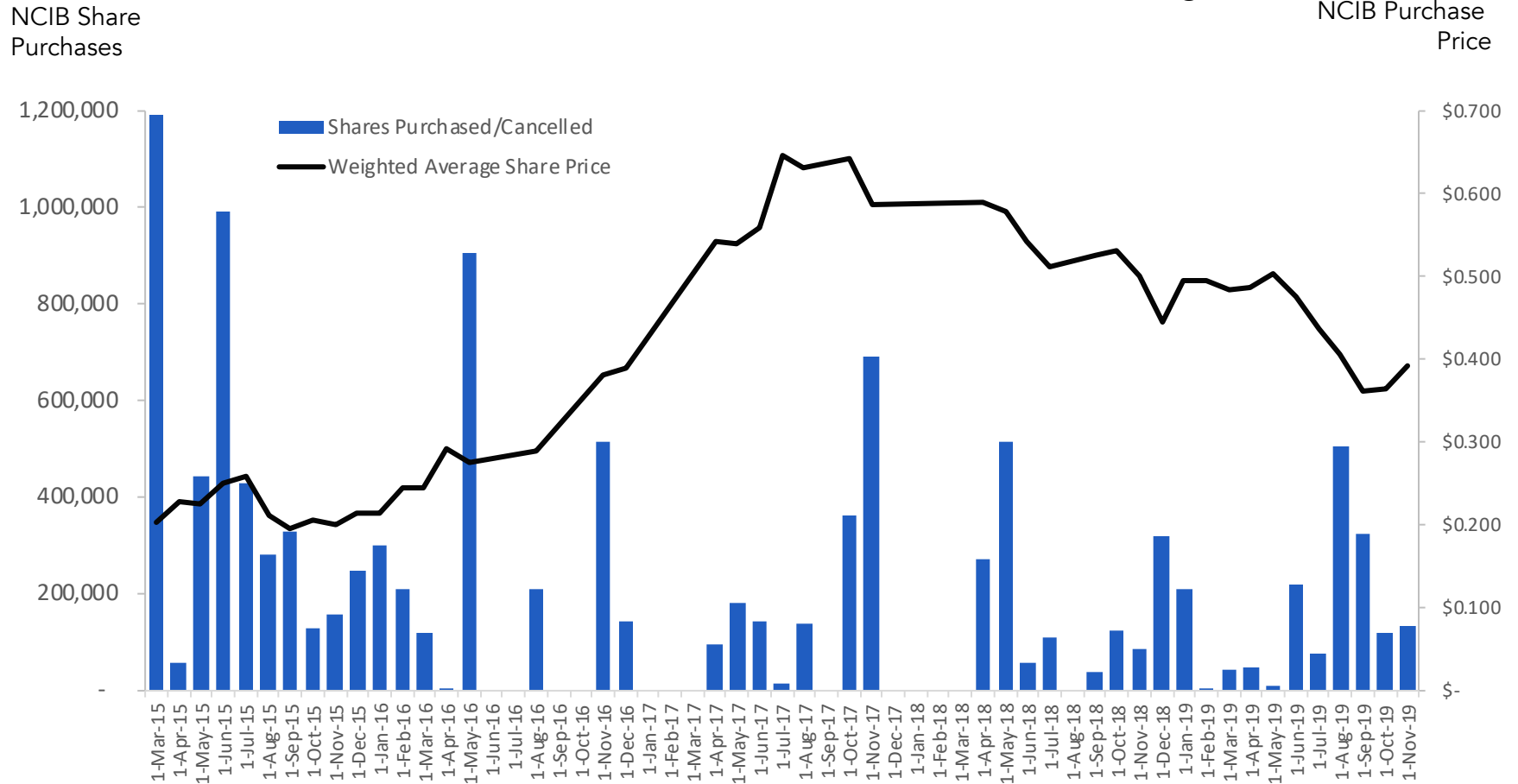
Dividend

- Initiated a quarterly dividend of \$0.0025 per share in 2018
- Paid out \$1.5 mln in dividends to Q3 2019
- Intended to be step-variable in relation to Donkin production & coal price

NCIB - Building Wealth for our Shareholders



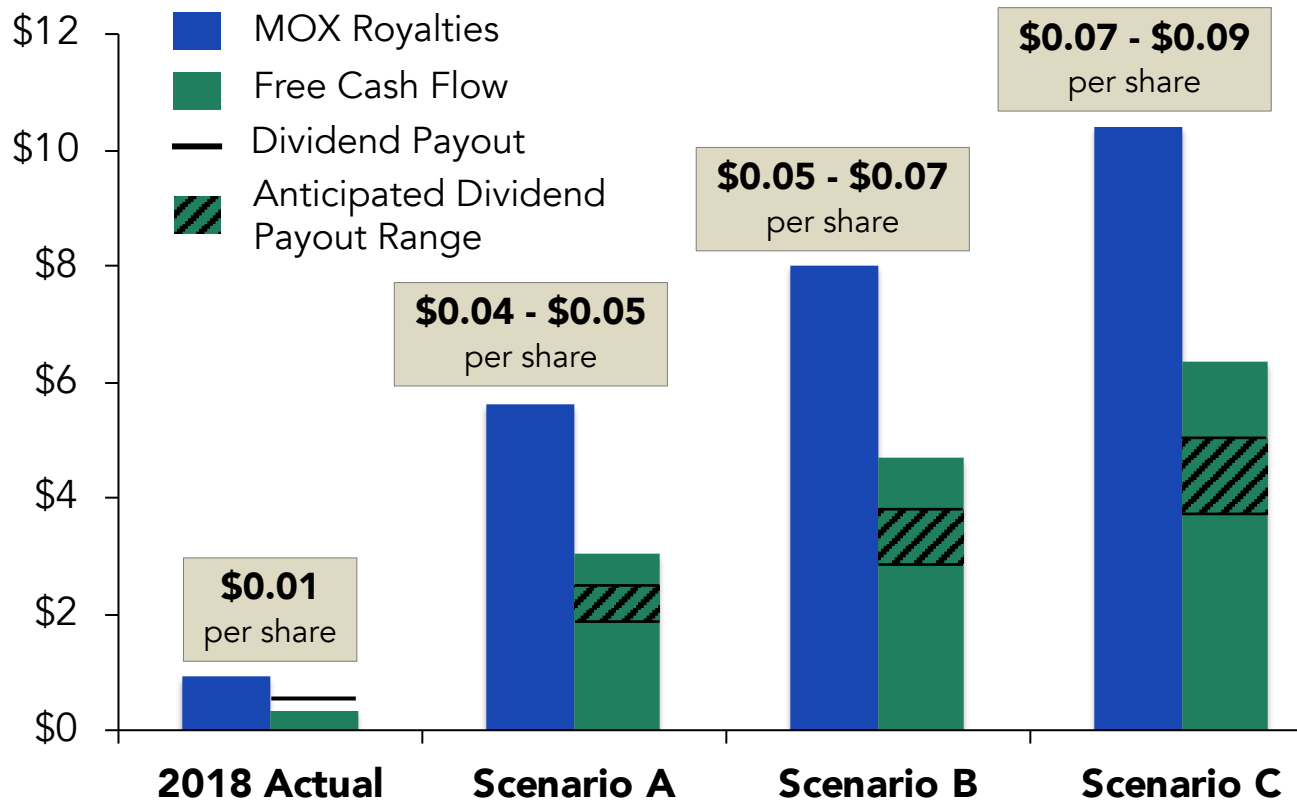
Monthly NCIB Purchases Since 2015 (11.5 mln shares or 19% of total shares outstanding)



Prospective Dividend



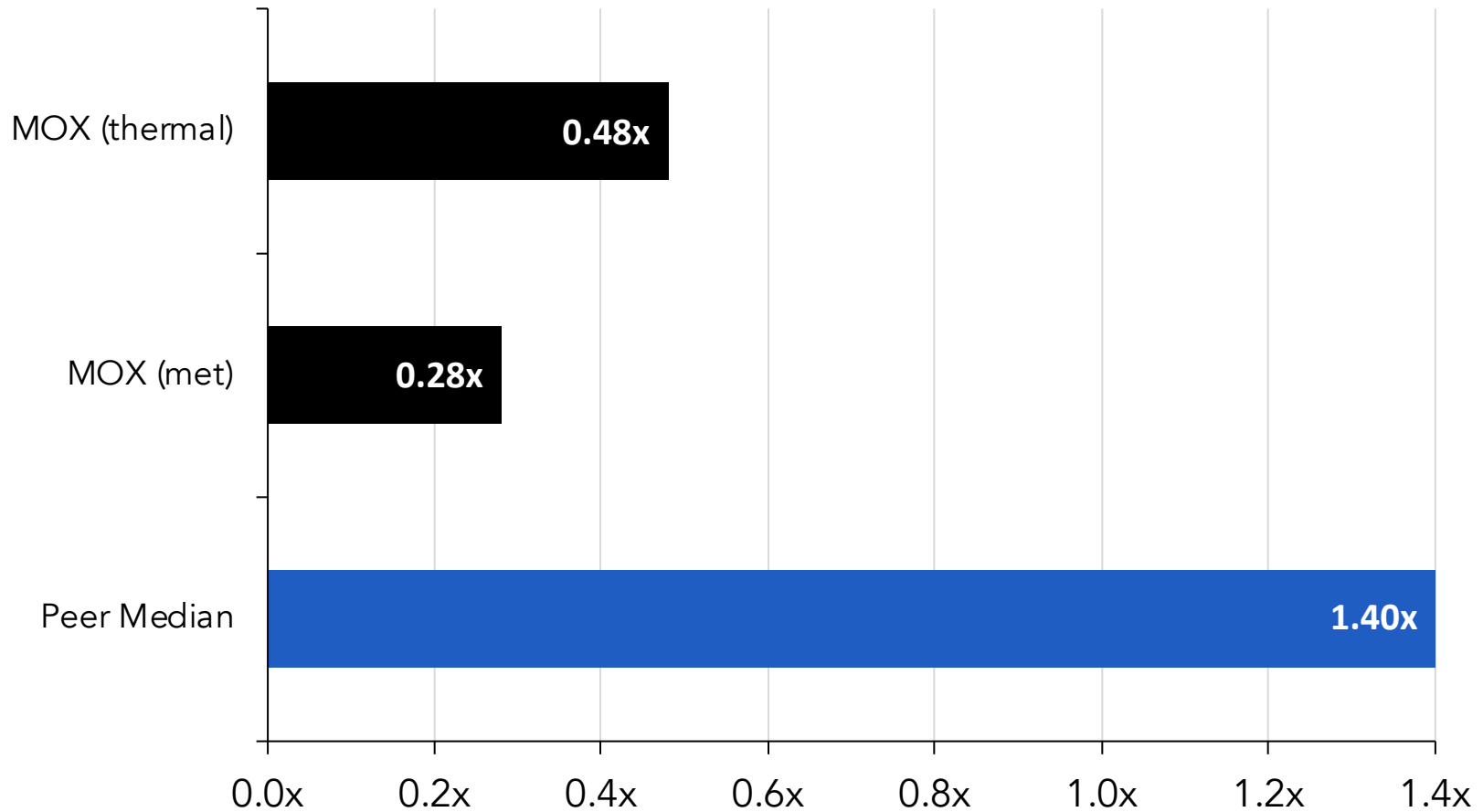
CAD \$000,000



	2018 Actual	Scenario A	Scenario B	Scenario C
Production	0.5 mln T	3 mln T	3 mln T	3 mln T
Coal Price ¹	confidential	C\$70/t	C\$100/t	C\$130/t

1. FOB Sydney, Cape Breton (includes transport/handling costs)

Price to NAV Royalty Peer Company Valuation



1. Source: Company filings
2. Peers: Altius, Franco-Nevada, Labrador Iron Ore Royalty, Maverix Metals, Osisko, Royal Gold, Sandstorm
3. NAV is post tax, and assumes a 10% discount rate for Donkin and 20% for Black Point

MOX - Own it for These Reasons



MOX - Kameron advancing toward high productivity pillar extraction phase

MOX - Significant valuation multiple expansion and re-rate potential

MOX - Quarterly dividend levered to Donkin production and coal price

MOX - Coal demand will remain robust

MOX - Experienced operators with proven track record

MOX - Royalties are long-life; 25-50 years

MOX - Continued share buy backs; 19% reduction in share count since 2015

MOX - Annual Donkin royalty could be one-third of market cap in 18-months

MOX - Focused on accretive acquisitions on long-life royalties in N.America



Metropolitan Place
99 Wyse Road, Suite 1480
Dartmouth, N.S.
Canada, B3A 4S5
Tel: 902-466-7255

**John P. A.
Budreski**
Executive Chairman

**Dawson
Brisco**
President & CEO

**Susanne
Willett**
CFO

TSX-V: MOX

www.MorienRes.com

info@morienres.com